

Annual Financial Report

RAC Finance Limited

For the year ended 30 June 2021

RAC Finance Limited
ABN 77 009 066 862
Australian Credit Licence 387972



RAC Finance Limited

ABN 77 009 066 862

**Annual report
for the year ended 30 June 2021**

RAC Finance Limited ABN 77 009 066 862
Annual report - 30 June 2021

Contents

	Page
Directors' report	1
Corporate governance statement	8
Financial report	11
Directors' declaration	57
Independent auditor's report to the members	59

Directors' report

Your Directors present their report on the company for the year ended 30 June 2021.

Directors

Jim Walker	Chairman (appointed 1 July 2021)
Yasmin Broughton	(appointed 18 May 2021)
Jacqueline Ronchi	(appointed 17 November 2020)
Andrew Crane	
Dalton Gooding	
Timothy Shanahan	
Alden Halse	Chairman (retired 30 June 2021)
Dennis Banks	(retired 26 October 2020)
Helen Cook	(retired 18 November 2020)
Robert Slocombe	Executive Director, Chief Executive Officer

Principal activities

During the period the principal activity of the company was the provision of finance in the form of consumer and property development loans. Examples of consumer loans include car, personal, travel and debt consolidation loans. The company also provides a fixed term investment product.

The company employed 37 (2020: 35) employees as at 30 June 2021.

Review of operations

The COVID-19 outbreak was declared a pandemic by the World Health Organization in March 2020. The outbreak and the response of Governments in dealing with the pandemic is interfering with general activity levels within the community and the economy, but the scale and duration of these developments remain uncertain.

Market and economic conditions for the car loan and property development finance markets were stable during most of the year, with the company's focus to maintain liquidity and a conservative credit risk profile. The company made a profit before income tax of \$8,572,938 (2020: \$6,741,719), increasing from the prior financial year.

The company managed liquidity by restricting lending to borrowers with a high credit worthiness, factoring in employment in certain industries, length of employment and historical experience. The company continued to raise new investment notes by maintaining competitive interest rates. Cash and cash equivalents at the end of the year was \$22,435,040 (2020: \$75,234,048) and total equity was \$47,511,451 (2020: \$50,523,229), both decreasing from the previous period.

It has been observed that economic conditions have steadily improved during the financial year, and it is expected that the company will resume normal business activity.

The profit from ordinary activities after income tax amounted to \$5,988,222 (2020: \$4,697,021).

Loans settled during the year increased to \$194,985,814 (2020: \$184,898,515).

Revenue and fee income totalled \$21,392,075 (2020: \$25,425,815).

Average loans and advances for the year were \$280,342,623 (2020: \$318,353,188).

On 1 June 2021, the company received a borrowings from its immediate parent, RACWA Holdings Pty Ltd, of \$10,000,000 (2020: \$0) with an interest rate of 0.80% and was fully repaid on 23 July 2021.

Dividends

Unfranked dividend of \$9,000,000 from retained earnings for the year ended 30 June 2021 paid on 15 March 2021.

Unfranked dividend of \$500,000 from retained earnings for the year ended 30 June 2020 paid on 27 March 2020.

Unfranked dividend of \$500,000 from retained earnings for the year ended 30 June 2019 paid on 17 September 2019.

Significant changes in the state of affairs

There have been no significant changes in the state of affairs of the company during the year.

Matters subsequent to the end of the financial year

The financial statements have been prepared based upon conditions existing at 30 June 2021 and considering those events occurring subsequent to that date, that provide evidence of conditions that existed at the end of the reporting period.

Likely developments and expected results of operations

It is not possible to estimate the impact of the outbreak's near-term and longer effects or Governments' varying efforts to combat the outbreak and support businesses. The company could be impacted by future outbreaks and will continue to operate in accordance with government mandates. Processes have been implemented to allow staff to continue to work from multiple locations. This being the case, we do not consider it practicable to provide a quantitative or qualitative estimate of the potential impact of this outbreak on the company at this time.

Environmental regulation

The company is not affected by any significant environmental regulation in respect of its operations.

Directors' and executives' emoluments

During or since the financial year no director of the company has received, or become entitled to receive, a benefit other than a benefit included in the accounts, by reason of a contract entered into by the company or by a body corporate that was related to the company with:

- a director, or
- a firm of which a director is a member, or
- a company in which a director has substantial financial interest.

Remuneration report

This remuneration report outlines the director and executive remuneration arrangements of the company in accordance with the requirements of the *Corporations Act 2001* and its Regulations. For the purposes of this report Key Management Personnel of the company are defined as those persons having authority and responsibility for planning, directing and controlling the major activities of the company, directly or indirectly, including any director (whether executive or otherwise) of the parent company and includes the executives in the Parent and the Group receiving the highest remuneration.

For the purposes of this report, the term 'executive' encompasses the chief executive, senior executives and general managers of the Company and the Group.

Remuneration report (continued)

Non-executive directors

Fees and payments to non-executive directors reflect the demands which are made on, and the responsibilities of, the directors. Non executive directors' fees and payments are reviewed annually by the Board. The Board has sought the advice of independent remuneration consultants to ensure non executive directors' fees and payments are appropriate and in line with the market. The Chairman's fees are determined independently to the fees of non executive directors based on comparative roles in the external market. The Chairman is not present at any discussions relating to determination of his own remuneration.

Directors' fees

The current base remuneration was last reviewed with effect from 1 July 2020 and is due for review in October 2021. Directors' fees are paid by the parent entity as part of a composite fee which includes the company. A component of the fee is allocated to the company for services rendered by the directors. The company is not charged for these fees. Executive Directors do not receive directors' fees.

Executive pay

The executive pay and reward framework has three components:

- base pay and benefits;
- performance incentives; and
- other remuneration such as superannuation.

The combination of these comprises the executive's total remuneration.

Base pay and benefits

Structured as a total employment cost package which may be delivered as a combination of cash and prescribed non financial benefits at the executive's discretion.

Executives are offered a competitive base pay that comprises the fixed component of pay and rewards. External remuneration consultants provide analysis and advice to ensure base pay is set to reflect the market for a comparable role. Base pay for executives is reviewed annually to ensure the executive's pay is competitive with market rates. An executive's pay is also reviewed on promotion.

Staff have access to discounted staff benefits including roadside assistance and other motoring products, general insurance, travel, and financial services. Directors' have access to discounted benefits including general insurance, travel and financial services.

Performance incentives

If RACWA Holdings Pty Ltd ('RACWA') and the entities it controlled ('RACWA Group') achieves pre determined targets set by the remuneration and nomination committee, an incentive pool is available to executives during the annual review. Targets are based on the RACWA Group achieving balanced scorecard objectives. The targets consist of a number of key performance indicators ("KPIs") covering both financial and non financial, and RACWA Group and individual measures of performance. Typically included are measures such as achievement of financial targets, member measures, people measures, leadership team contributions and progress of key strategies. This ensures variable reward is only available when value has been created and when financial and non financial returns are consistent with the business plan. The incentive benefit is leveraged for performance above the threshold to provide an incentive for executives to perform beyond this threshold.

Remuneration report (continued)

Performance incentives (continued)

Each executive has a target depending on the accountabilities of the role and impact on the Group or business unit performance. The remuneration and nomination committee is responsible for assessing whether the key performance indicators are met.

On an annual basis, after consideration of performance against KPIs, the remuneration and nomination committee determines the amount, if any, of the performance incentive to be paid to each executive. This process usually occurs within three months after the reporting date.

Performance incentive for 2020 and 2021 financial years

For the 2020 financial year, 100% of the performance incentive was achieved, as previously accrued in that period vested to executives and was paid in the 2021 financial year. There were no forfeitures.

The remuneration and nomination committee considered the performance incentive payments for the 2021 financial year in August 2021. Amounts have been accrued on the basis that the RACWA Group's KPI targets for the year ended 30 June 2021 have been met and it is expected that executives will meet their respective individual KPIs. Any adjustments between the actual amounts to be paid in September 2021 as determined by the remuneration committee and the amounts accrued will be adjusted in the 2022 financial year. The minimum amount of the performance incentive assuming that no executives meet their respective KPIs for the 2021 financial year is nil.

Superannuation

Superannuation is paid in accordance with the Superannuation Guarantee Levy to the superannuation guarantee maximum contribution base.

As executives, only M Patino is employed directly by the company. As such his remuneration and nomination is structured as follows:

Alignment to shareholder interests

- Financial performance of the company and achievement of its growth targets;
- Leadership of the employees of the company, including attracting and retaining key staff;
- Achievements of a range of non financial value drivers which help contribute to the success of the company;
- and
- Contribution to the RACWA Group.

Alignment to program participant's interest

- Rewards capability and experience;
- Reflects competitive reward for contributing to growth in shareholder wealth;
- Provides clear structure for earnings rewards; and
- Provides recognition for contribution.

RAC Finance's performance is reflected in the profit after tax and dividends paid over time. The performance for the past five years, including the current period is shown below.

	Profit after tax	Dividends paid
2017	\$2,010,375	\$1,400,000
2018	\$2,507,169	-
2019	\$4,354,732	-
2020	\$4,697,021	\$1,000,000
2021	\$5,988,222	\$9,000,000

The company has increased its exposure to property lending, which has increased the company's profit.

With regards to R Slocombe, A J Pickworth and G B Mather, a component of their fixed salary and performance incentives has been allocated to the company. These individuals participate in the RACWA Group incentive program which is the same as described above. However, the incentive is linked to the performance of the RACWA Group (which includes the company), rather than the performance of the company individually.

Remuneration report (continued)

Executives are permanent employees of the RACWA Group and are therefore subject to the employment terms and conditions of the RACWA Group.

The RACWA Group has a remuneration and nomination committee which provides advice on remuneration and incentive policy and practices and specific recommendations on remuneration packages and other terms of employment for executive directors, other senior executives and non executive directors.

The following persons also had authority and responsibility for planning, directing and controlling the activities of the company, directly or indirectly, during the financial year:

(i) Directors

Jim Walker	Chairman (appointed 1 July 2021)
Robert Slocombe	Executive Director
Jacqueline Ronchi	(appointed 17 November 2020)
Andrew Crane	
Dalton Gooding	
Timothy Shanahan	
Yasmin Broughton	(appointed 18 May 2021)
Dennis Banks	(retired on 26 October 2020)
Helen Cook	(retired on 18 November 2020)
Alden Halse	Chairman (retired on 30 June 2021)

(ii) Executives

Michael Patino	General Manager Finance
Geoff Mather	Company Secretary, Group Chief Financial Officer
Antony Pickworth	Executive General Manager Travel, Finance & Brand

All of the above persons were also key management personnel during the year ended 30 June 2020 unless otherwise stated.

Name	Short-term employee benefits			Long-term benefits Long service leave	Post-employment benefits		Total
	Salary and fees \$	Performance incentive \$	Non-monetary benefits \$		Super-annuation \$	Performance related %	
<i>Directors</i>							
Alden Halse	14,128	-	-	-	1,342	-	15,470
Dennis Banks	2,512	-	-	-	239	-	2,751
Helen Cook	2,889	-	-	-	274	-	3,163
Andrew Crane	7,535	-	-	-	716	-	8,251
Dalton Gooding	8,301	-	-	-	-	-	8,301
Timothy Shanahan	7,535	-	-	-	716	-	8,251
Jim Walker	7,535	-	-	-	716	-	8,251
Jacqueline Ronchi	5,125	-	-	-	487	-	5,612
Yasmin Broughton	907	-	-	-	86	-	993
<i>Executives</i>							
Robert Slocombe*	28,247	16,912	44	-	544	37.0	45,747
Antony Pickworth	157,483	76,578	1,399	-	7,187	32.0	242,647
Geoff Mather	41,942	19,978	545	-	2,390	31.0	64,855
Michael Patino**	222,462	29,606	1,020	-	19,600	11.0	272,688
Totals for each component	506,601	143,074	3,008	-	34,297		686,980

Remuneration report (continued)

2020	Short-term employee benefits			Long-term benefits Long service leave	Post-employment benefits	Performance related	Total
	Salary and fees	Performance incentive	Non-monetary benefits				
Name	\$	\$	\$	\$	\$	%	\$
<i>Directors</i>							
Alden Halse	14,128	-	-	-	1,342	-	15,470
Dennis Banks	7,535	-	-	-	716	-	8,251
Helen Cook	7,535	-	-	-	716	-	8,251
Andrew Crane	7,535	-	-	-	716	-	8,251
Dalton Gooding	8,201	-	-	-	-	-	8,201
Timothy Shanahan	7,535	-	-	-	716	-	8,251
Jim Walker	7,535	-	-	-	716	-	8,251
<i>Executives</i>							
Terry Agnew*	-	10,692	-	-	-	100.0	10,692
Robert Slocombe*	27,875	10,292	63	-	530	26.6	38,760
Antony Pickworth	147,158	65,863	1,661	8,308	6,992	28.6	229,982
Geoff Mather	41,408	17,647	564	-	2,119	28.6	61,738
Brian Darling**	161,531	115,577	2,342	25,546	10,298	36.7	315,294
Michael Patino**	107,342	4,847	853	-	9,853	3.9	122,895
Totals for each component	545,318	224,918	5,483	33,854	34,714		844,287

* Terry Agnew retired on 1 November 2018 and Robert Slocombe was appointed on 1 November 2018.

**Brian Darling retired on 10 January 2020 and Michael Patino was appointed on 13 January 2020.

End of Remuneration report (audited)

Insurance of officers

The company indemnifies the directors and executive officers for liability. A related body corporate has obtained insurance cover in respect of the above indemnity. The contract prohibits disclosure of the nature of the liabilities and the amount of the premium.

Indemnification of auditors

To the extent permitted by law, the Company has agreed to indemnify its auditors, Ernst & Young, as part of the terms of its audit engagement agreement against claims by third parties arising from the audit (for an unspecified amount). No payment has been made to indemnify Ernst & Young during or since the financial year.

Corporate governance

In recognising the needs for the highest standard of corporate behaviour and accountability, the directors of RAC Finance Limited support and adhere to generally accepted principles of good corporate governance. The company's corporate governance statement is contained in the Corporate Governance section of this annual report.


Staff

The directors wish to record their appreciation of the commitment and dedication of all staff.

Auditor's independence declaration

Ernst & Young Australia, the Company's auditors, have provided a written independence declaration to the directors in relation to their audit of the financial report for the year ended 30 June 2021. The independence declaration can be found on page 58, and forms part of this report.

This report is made in accordance with a resolution of directors.



Jim Walker
Director

Perth, W.A.
06 September 2021

Corporate governance statement

The RAC Finance Limited Board of Directors ("Board") is responsible for the entity's corporate governance. The Board guides and monitors the business and affairs of RAC Finance Limited on behalf of the shareholder by whom they are elected and to whom they are accountable.

The Board has established guidelines for the nomination and selection of directors and for its operation, which ensures the Board is well equipped to discharge its responsibilities.

Board composition

Board composition is determined in accordance with the following principles and guidelines:

- The Board should comprise a maximum of ten directors;
- The Board elects the Chairman; and
- The Board should comprise directors with an appropriate range of qualifications and expertise.

Board meetings

The Board generally meets seven to eight times a year and follows meeting guidelines set down to ensure all directors are made aware of, and have available, all necessary information to participate in an informed discussion of all agenda items.

Board members

The directors in office at the date of this statement are:

Name	Position	Term in office
Jim Walker	Chairman (since July 2021), Director	Director since November 2013
Yasmin Broughton	Director	Director since May 2021
Andrew Crane	Director	Director since April 2018
Dalton Gooding	Director	Director since August 2000
Jacqueline Ronchi	Director	Director since October 2020
Timothy Shanahan	Director	Director since October 2014
Robert Slocombe	Executive Director, Group Chief Executive Officer	Director since November 2018

Alden Halse was Chairman and a Director until his retirement from the Board on 30 June 2021.

Dennis Banks was a Director until his retirement from the Board on 26 October 2020.

Helen Cook was a Director until her retirement from the Board on 18 November 2020.

Board responsibilities

As the Board acts on behalf of and is accountable to its shareholder, the Board seeks to identify the expectations of the shareholder, as well as other regulatory and ethical expectations and obligations. In addition, the Board is responsible for identifying areas of significant business risks and ensuring arrangements are in place to adequately manage those risks. The Board seeks to discharge these responsibilities in a number of ways.

The Board delegates responsibility for the operation and administration of the entity to the Chief Executive Officer and the executive team. The Board ensures that this team is appropriately qualified and experienced to discharge their responsibilities and has in place procedures to assess the performance of the executive team.

The Board is responsible for ensuring that management's objectives and activities are aligned with the expectations and risks identified by the Board. The Board has a number of mechanisms in place to ensure that this is achieved, including the establishment of the committees detailed below and:

- Board approval of a strategic plan, which encompasses the entity's vision, mission and strategy statements, designed to meet stakeholders' needs and manage business risk. The strategic plan is a dynamic document and the Board is actively involved in developing and approving initiatives and strategies designed to ensure the continued growth and success of the entity;

Board responsibilities (continued)

- Implementation of operating plans and budgets by management and Board monitoring of progress against budget - this includes the establishment and monitoring of key performance indicators, both financial and non financial for all significant business processes;
- Establishment of committees to report on operational risks, environmental issues and concerns, and occupational health and safety; and
- Procedures to allow directors, in the furtherance of their duties, to seek independent professional advice at the company's expense.

The Board utilises the following committees, established by RACWA Holdings Pty Ltd:

Remuneration and Nomination Committee

The Board has a Remuneration and Nomination Committee, which meets at least annually to:

- Review the remuneration arrangements for the directors, the Chief Executive and the executive team;
- Ensure that the Board continues to operate within the agreed guidelines, including, where necessary, evaluating the skills required by the Board;
- Consider nominations to the Board, if required.

One third of non executive directors retire from office each year.

The Chairman is responsible for communicating Board composition requirements to the shareholder on an annual basis.

The shareholder is responsible for the appointment of directors to the Board.

Shareholder approval is required for any change to director remuneration arrangements.

The Remuneration and Nomination Committee appoints external consultants as and when required, to assist with the review of remuneration arrangements.

All the members of the Remuneration and Nomination Committee are non executive directors. The members of the Remuneration and Nomination Committee during the year were:

Alden Halse	Chairman, Director (until 30 June 2021)
Dalton Gooding	Director
Jim Walker	Chairman (from 1 July 2021), Director
Helen Cook	Director (until 18 November 2020)
Jacqueline Ronchi	Director (from 16 February 2021)

Group Audit and Risk Committee

The Group Audit and Risk Committee provides assurance to RAC Finance Limited.

The Board has delegated responsibility for the establishment and maintenance of the framework of internal control and standards for the management of the entity to the Group Audit and Risk Committee.

The Group Audit and Risk Committee meets a minimum of four times a year and operates under a charter approved by the board of RACWA Holdings Pty Ltd. The Board's responsibility is to ensure that an effective risk and internal control framework exists within the entity. This includes internal controls to deal with both effectiveness and efficiency of significant business processes. These significant business processes include the safeguarding of assets, the maintenance of proper accounting records, and the reliability of financial information as well as non financial considerations such as benchmarking of operational key performance indicators.

The Group Audit and Risk Committee provides the Board with additional assurance regarding the integrity of financial reporting.

The Group Audit and Risk Committee and the Board meet with the internal and external auditors, in the absence of management, and as required, but at least annually.

Group Audit and Risk Committee (continued)

The Group Audit and Risk Committee is also responsible for:

- Overseeing and monitoring the internal audit function and action taken by management to address findings;
- Managing the engagement of the external auditor, including reviewing the adequacy of the scope and quality of the annual statutory audit; and
- Assisting the Board with regards to oversight of the entity's risk management and compliance frameworks.

All members of the Group Audit and Risk Committee are non executive directors or councillors. The members of the Group Audit and Risk Committee during the year were:

Jim Walker	Chairman (from 1 July 2021) and Director
Jacqueline Ronchi	President and Councillor
Dennis Banks	Director (until 26 October 2020)
Leanne Bishop	Councillor
Helen Cook	Director (until 18 November 2020)
Alden Halse	Director (until 30 June 2021)

The following committees have been established by the Board:

Due Diligence Committee

The Due Diligence Committee is responsible for ensuring that issues associated with the issuing of a prospectus have been properly considered and that the content of the prospectus issued by the company is appropriate for debenture fund raising.

The members of the Due Diligence Committee during the year were:

Helen Cook	Chairman, Director (until 18 November 2020)
Dalton Gooding	Director
Antony Pickworth	Executive General Manager
Geoff Mather	Company Secretary, Group Chief Financial Officer
Michael Patino	General Manager
Wade Scott	Financial Controller
Carl Brucciani	Compliance Manager

Credit Committee

The Board has established a Credit Committee with the responsibility of ensuring that loans over \$5,000,000 received consideration by Board members.

The members of the Credit Committee during the year were:

Dalton Gooding	Director
Alden Halse	Director (until 30 June 2021)
Robert Slocombe	Executive Director, Chief Executive Officer, or in his absence
Geoff Mather	Company Secretary, Chief Financial Officer

Monitoring the Board's performance and communication to the shareholder

The Chairman reviews the performance of all directors annually to ensure the Board continues to discharge its responsibilities in an appropriate manner. Directors whose performance is unsatisfactory are asked to retire.

The Board of Directors aims to ensure that the shareholder, on behalf of which they act, is informed of all information necessary to assess the performance of the directors.

Information is communicated to the shareholder through:

- Chairman's review;
- Monthly performance report;
- Other information as required; and
- The annual general meeting and other meetings called to obtain approval for Board action as appropriate.

RAC Finance Limited ABN 77 009 066 862
Annual report - 30 June 2021

Contents	Page
Financial report	
Income statement	12
Statement of comprehensive income	13
Balance sheet	14
Statement of changes in equity	15
Statement of cash flows	16
Notes to the financial statements	17
Directors' declaration	57
Independent auditor's report to the members	59

This financial report covers RAC Finance Limited as an individual entity. The financial report is presented in Australian dollars.

RAC Finance Limited is a company limited by shares, incorporated and domiciled in Australia. Its registered office and principal place of business is:

RAC Finance Limited
832 Wellington Street
West Perth W.A. 6005

A description of the nature of the company's operations and its principal activities is included in the directors' report on page 1, which is not part of this financial report.

The financial report was authorised for issue in accordance with a resolution of the directors on 06 September 2021. The directors have the power to amend and reissue the financial report.

RAC Finance Limited
Income statement
For the year ended 30 June 2021

	Notes	2021 \$	2020 \$
Revenue			
Interest revenue		19,103,093	23,159,821
Interest expense		<u>(4,932,427)</u>	<u>(7,446,754)</u>
Net interest income		14,170,666	15,713,067
Other income	4	2,288,982	2,265,994
Expenses			
Management fees		(1,358,036)	(1,537,258)
Depreciation and amortisation expense	5	(84,386)	(73,597)
Other operating expenses		(1,591,188)	(1,572,573)
Advertising and promotional expenses		(1,433,565)	(1,580,260)
Employee benefits expense	5	(4,252,253)	(3,830,985)
Credit loss expense		(336,745)	(626,787)
Expected credit loss expense		1,965,710	(1,289,803)
Commissions and fees		(648,961)	(570,013)
Borrowing costs	5	(147,286)	(156,066)
Profit before income tax		8,572,938	6,741,719
Income tax expense	6	(2,584,716)	(2,044,698)
Profit from continuing operations		5,988,222	4,697,021
Profit for the year		5,988,222	4,697,021

The above income statement should be read in conjunction with the accompanying notes.

RAC Finance Limited
Statement of comprehensive income
For the year ended 30 June 2021

	Notes	2021 \$	2020 \$
Profit for the year		<u>5,988,222</u>	<u>4,697,021</u>
Total comprehensive income for the year is attributable to:			
Owner of RAC Finance Limited		<u>5,988,222</u>	<u>4,697,021</u>
		<u>5,988,222</u>	<u>4,697,021</u>

The above statement of comprehensive income should be read in conjunction with the accompanying notes.

RAC Finance Limited
Balance sheet
As at 30 June 2021

	Notes	2021 \$	2020 \$
ASSETS			
Cash and cash equivalents	8	22,435,040	75,234,048
Trade and other receivables	9	4,705	104,144
Loans and advances	13	280,994,386	312,278,160
Deferred tax assets	11	624,375	1,060,331
Property, plant and equipment	10	89,746	101,624
Intangible assets	12	59,041	155,487
Other assets	14	496,648	732,277
Total assets		304,703,941	389,666,071
LIABILITIES			
Trade and other payables	15	12,588,863	4,686,728
Interest bearing loans and borrowings	16	244,003,754	333,982,276
Provisions		599,873	473,838
Total liabilities		257,192,490	339,142,842
Net assets		47,511,451	50,523,229
EQUITY			
Contributed equity	17(a)	20,000,000	20,000,000
Retained earnings	18(a)	27,511,451	30,523,229
Total equity		47,511,451	50,523,229

The above balance sheet should be read in conjunction with the accompanying notes.

RAC Finance Limited
Statement of changes in equity
For the year ended 30 June 2021

	Notes	Contributed equity \$	Retained earnings \$	Total equity \$
Balance at 1 July 2019		<u>20,000,000</u>	<u>26,826,208</u>	<u>46,826,208</u>
Profit for the year		-	4,697,021	4,697,021
Dividends provided for or paid	19	-	<u>(1,000,000)</u>	<u>(1,000,000)</u>
		-	<u>3,697,021</u>	<u>3,697,021</u>
Balance at 30 June 2020		<u>20,000,000</u>	<u>30,523,229</u>	<u>50,523,229</u>
Balance at 1 July 2020		<u>20,000,000</u>	<u>30,523,229</u>	<u>50,523,229</u>
Profit for the year		-	5,988,222	5,988,222
Dividends provided for or paid	19	-	<u>(9,000,000)</u>	<u>(9,000,000)</u>
		-	<u>(3,011,778)</u>	<u>(3,011,778)</u>
Balance at 30 June 2021		<u>20,000,000</u>	<u>27,511,451</u>	<u>47,511,451</u>

The above statement of changes in equity should be read in conjunction with the accompanying notes.

RAC Finance Limited
Statement of cash flows
For the year ended 30 June 2021

	Notes	2021 \$	2020 \$
Cash flows from operating activities			
Interest and other operating income from customers		21,189,971	24,634,616
Interest received from deposits		203,656	266,734
Interest payments		(6,470,507)	(7,801,208)
Recoveries on loans previously written off		207,304	192,567
Cash payments to employees and suppliers		(6,698,966)	(9,116,881)
Customer loans advanced		(194,985,814)	(184,898,515)
Customer loan repayments received		227,967,205	171,239,889
Proceeds from borrowings		23,407,588	120,897,222
Repayment of borrowings		(113,386,110)	(59,116,219)
Income taxes paid		(2,790,155)	(1,753,314)
Net cash (outflow)/inflow from operating activities	26	<u>(51,355,828)</u>	<u>54,544,891</u>
Cash flows from investing activities			
Payments for property, plant and equipment		(20,506)	(71,517)
Payments for intangible assets		(16,896)	(98,582)
Proceeds from sale of property, plant and equipment		13,767	-
Purchase of loan and advances		(2,794,219)	-
Net cash outflow from investing activities		<u>(2,817,854)</u>	<u>(170,099)</u>
Cash flows from financing activities			
Repayments of loans from related parties		374,674	(297,796)
Dividends paid to parent entity	19	(9,000,000)	(1,000,000)
Borrowings from parent entity	24(c)	10,000,000	-
Net cash inflow/(outflow) from financing activities		<u>1,374,674</u>	<u>(1,297,796)</u>
Net (decrease)/increase in cash and cash equivalents		<u>(52,799,008)</u>	53,076,996
Cash and cash equivalents at the beginning of the financial period		75,234,048	22,157,052
Cash and cash equivalents at end of year	8	<u>22,435,040</u>	<u>75,234,048</u>

The above statement of cash flows should be read in conjunction with the accompanying notes.

Contents of the notes to the financial statements

	Page
1 Summary of significant accounting policies	18
2 Financial risk management	33
3 Critical accounting estimates and judgements	36
4 Other income	37
5 Expenses	37
6 Income tax expense	37
7 Fair values and interest rate risk	39
8 Assets - Cash and cash equivalents	40
9 Assets - Trade and other receivables	40
10 Assets - Property, plant and equipment	41
11 Assets - Deferred tax assets	43
12 Assets - Intangible assets	44
13 Assets - Loans and Advances	44
14 Assets - Other assets	47
15 Liabilities - Trade and other payables	47
16 Liabilities - Interest bearing loans and borrowings	48
17 Contributed equity	49
18 Reserves and retained earnings	51
19 Dividends	51
20 Key management personnel disclosures	51
21 Remuneration of auditors	53
22 Contingencies	53
23 Commitments	53
24 Related party transactions	54
25 Events occurring after the reporting period	55
26 Reconciliation of profit after income tax to net cash (outflow)/inflow from operating activities	56

1 Summary of significant accounting policies

The principal accounting policies adopted in the preparation of this financial report are set out below. These policies have been consistently applied to all the years presented, unless otherwise stated.

(a) General information

RAC Finance Limited provides financial services to members of The Royal Automobile Club of W.A. (Incorporated) and the public through a distribution network in Australia. RACWA Holdings Pty Ltd is the immediate parent of RAC Finance Limited.

The Royal Automobile Club of W.A. (Incorporated) is an association incorporated in Australia under the Western Australian Associations Incorporation Act 2015. The Club was formed in 1905 and incorporated on 24 September 1917 and is the ultimate parent of the group.

The registered office of RAC Finance Limited is located at:

832 Wellington Street
West Perth W.A. 6005

(b) Basis of preparation

This general purpose financial report has been prepared in accordance with Australian Accounting Standards and interpretations issued by the Australian Accounting Standards Board and the *Corporations Act 2001*. RAC Finance Limited is a for-profit entity for the purpose of preparing the financial report.

(i) Compliance with IFRS

The financial report complies with Australian Accounting Standards as issued by the Australian Accounting Standards Board and International Financial Reporting Standards (IFRS) as issued by the International Accounting Standards Board (IASB).

(ii) New and amended standards adopted by the company

The following new standard, interpretation and amendments to standards are mandatory for the first time for the financial year beginning 1 July 2020:

- *AASB 2018-6 Amendments to Australian Accounting Standards - Definition of a Business*
- *AASB 2019-3 Amendments to Australian Accounting Standards - Interest Rate Benchmark Reform [Phase 1]*
- *AASB 2020-4 Amendments to Australian Accounting Standards - Covid-19-Related Rent Concessions*
- *AASB 2019-5 Amendments to Australian Accounting Standards - Disclosure of the Effect of New IFRS Standards Not Yet Issued in Australia*
- *AASB 2018-7 Amendments to Australian Accounting Standards - Definition of Material*

The adoption of the new standard, amendments and interpretation to standards has not had any significant impact on the financial results or the position of the company. Disclosures have been changed where required.

(iii) Historical cost convention

This financial report has been prepared under the historical cost convention.

1 Summary of significant accounting policies (continued)

(b) Basis of preparation (continued)

(iv) Critical accounting estimates

The preparation of the financial report in conformity with IFRS requires the use of certain critical accounting estimates. It also requires management to exercise its judgement in the process of applying the company's accounting policies. The areas involving a higher degree of judgement or complexity, or areas where assumptions and estimates are significant to the financial report, are disclosed in note 3.

(c) Revenue recognition

Revenue from contracts with customers is recognised when control of the goods or services are transferred to the customer at an amount that reflects the consideration to which the company expects to be entitled in exchange for those goods or services. The company has generally concluded that it is the principal in its revenue arrangements because it typically controls the goods or services before transferring them to the customer. The following specific recognition criteria must also be met before revenue is recognised:

(i) Fees and commission income

Fees and commission income is brought to account on an accruals basis. Non refundable front end fees are recognised as income when the loan is disbursed. If material, front end fees which are risk or yield related are deferred and amortised to interest income over the life of the loan using the effective interest method. Fees and direct costs relating to loan origination, financing or restructuring and to loan commitments are deferred and amortised to interest over the life of the loan using the effective interest rate method. Fees received for commitments which are not expected to result in a loan are included in fees and commissions and amortised on a straight line basis over the commitment period. Where fees are received on an ongoing basis and represent the recoupment of the costs of maintaining and administering existing loans, these fees are taken to income on an accruals basis.

(ii) Interest income

Revenue is recognised as the interest accrues (using the effective interest method, which is the rate that exactly discounts estimated future cash receipts through the expected life of the financial instrument) to the net carrying amount of the financial asset. Any yield adjusting fee income is recognised within loans and advances and is earned in the income statement as interest income over the expected term of the loan, using the effective interest method.

Loan origination fees and costs are amortised over the expected life of the loan. The company has adopted a loan pool basis amortisation with an expected life of loan rather than an effective interest rate approach applied individually to each loan.

(d) Income tax

The income tax expense or revenue for the period is the tax payable on the current period's taxable income based on the applicable income tax rate for each jurisdiction adjusted by changes in deferred tax assets and liabilities attributable to temporary differences and to unused tax losses.

Deferred tax assets and liabilities are recognised for temporary differences at the tax rates expected to apply when the assets are recovered or liabilities are settled, based on those tax rates which are enacted or substantively enacted for each jurisdiction. The relevant tax rates are applied to the cumulative amounts of deductible and taxable temporary differences to measure the deferred tax asset or liability. An exception is made for certain temporary differences arising from the initial recognition of goodwill or of assets and liabilities if they arose in a transaction, other than a business combination, that at the time of the transaction did not affect either accounting profit or taxable profit or loss.

1 Summary of significant accounting policies (continued)

(d) Income tax (continued)

Deferred tax assets are recognised for deductible temporary differences and unused tax losses only if it is probable that future taxable amounts will be available to utilise those temporary differences and losses. Unrecognised deferred tax assets are reassessed at each balance sheet date and are recognised to the extent that it has become probable that future taxable profit will allow the deferred tax assets to be recovered.

Deferred tax liabilities are not recognised for temporary differences between the carrying amount and tax bases of investments in controlled entities where the company is able to control the timing of the reversal of the temporary differences and it is probable that the differences will not reverse in the foreseeable future.

Deferred tax assets and liabilities are offset when there is a legally enforceable right to offset current tax assets and liabilities and when the deferred tax balances relate to the same taxation authority. Current tax assets and tax liabilities are offset where the entity has a legally enforceable right to offset and intends either to settle on a net basis, or to realise the asset and settle the liability simultaneously.

Current and deferred tax balances attributable to amounts recognised in other comprehensive income or directly in equity are also recognised in other comprehensive income or directly in equity.

Tax consolidation legislation

The Royal Automobile Club of W.A. (Incorporated) and its wholly owned Australian controlled entities have implemented the tax consolidation legislation as of 1 July 2003.

The Royal Automobile Club of W.A. (Incorporated) is the head entity of the tax consolidated company. Members of the company have entered into a tax sharing agreement that provides for the allocation of income tax liabilities between the entities should the head entity default on its tax payment obligations. No amounts have been recognised in the financial report in respect of this agreement on the basis that the possibility of default is remote.

In addition to its own current and deferred tax amounts, The Royal Automobile Club of W.A. (Incorporated), the ultimate parent entity, also recognises the current tax liabilities (or assets) and the deferred tax assets arising from unused tax losses and unused tax credits assumed from controlled entities in the tax consolidated group.

Assets or liabilities arising under tax funding agreements with the tax consolidated entities are recognised as amounts receivable from or payable to other entities in the group. Details about the tax funding agreement are disclosed in note 6.

Any difference between the amounts assumed and the amounts receivable or payable under the tax funding agreement are recognised as a contribution to (or distribution from) wholly owned tax consolidated entities.

(e) Leases

Leases are recognised as an ROU asset and a corresponding liability at the commencement date, being the date the leased asset is available for use by the company.

Right-of-use assets

The company recognises right-of-use assets at the commencement date of the lease (i.e., the date the underlying asset is available for use). Right-of-use assets are measured at cost, less any accumulated depreciation and impairment losses, and adjusted for any remeasurement of lease liabilities. The cost of right-of-use assets includes the amount of lease liabilities recognised, initial direct costs incurred, and lease payments made at or before the commencement date less any lease incentives received. Right-of-use assets are depreciated on a straight-line basis over lease term.

The company's right-of-use assets are included in Property Plant and Equipment (see note 10). The right-of-use assets are also subject to impairment. Refer to the accounting policies in section (f) Impairment of non-financial assets.

1 Summary of significant accounting policies (continued)

(e) Leases (continued)

Lease liabilities

At the commencement date of the lease, the company recognises lease liabilities measured at the present value of lease payments to be made over the lease term. The lease payments include fixed payments (including in-substance fixed payments) less any lease incentives receivable, variable lease payments that depend on an index or a rate, and amounts expected to be paid under residual value guarantees. The lease payments also include the exercise price of a purchase option reasonably certain to be exercised by the company and payments of penalties for terminating the lease, if the lease term reflects the company exercising the option to terminate. Variable lease payments that do not depend on an index or a rate are recognised as expenses (unless they are incurred to produce inventories) in the period in which the event or condition that triggers the payment occurs.

In calculating the present value of lease payments, the company uses its incremental borrowing rate at the lease commencement date because the interest rate implicit in the lease is not readily determinable. After the commencement date, the amount of lease liabilities is increased to reflect the accretion of interest and reduced for the lease payments made. In addition, the carrying amount of lease liabilities is remeasured if there is a modification, a change in the lease term, a change in the lease payments (e.g., changes to future payments resulting from a change in an index or rate used to determine such lease payments) or a change in the assessment of an option to purchase the underlying asset.

Short-term leases and leases of low-value assets

The company applies the short-term lease recognition exemption to its short-term leases of machinery and equipment (i.e., those leases that have a lease term of 12 months or less from the commencement date and do not contain a purchase option). It also applies the lease of low-value assets recognition exemption to leases of office equipment that are considered to be low value. Lease payments on short-term leases and leases of low value assets are recognised as expense on a straight-line basis over the lease term.

(f) Impairment of non financial assets other than goodwill

Assets are reviewed for impairment whenever events or changes in circumstances indicate that the carrying amount may not be recoverable. An impairment loss is recognised for the amount by which the asset's carrying amount exceeds its recoverable amount. The recoverable amount is the higher of an asset's fair value less costs to sell and value in use. For the purposes of assessing impairment, assets are grouped at the lowest levels for which there are separately identifiable cash inflows which are largely independent of the cash inflows from other assets or group of assets (cash generating units). Non financial assets other than goodwill that suffered an impairment are reviewed for possible reversal of the impairment at each reporting date.

(g) Cash and cash equivalents

For balance sheet and the statement of cash flows presentation purposes, cash and cash equivalents includes cash on hand, deposits held at call with financial institutions, with original maturities of three months or less that are readily convertible to known amounts of cash and which are subject to an insignificant risk of changes in value, and bank overdrafts.

(h) Trade and other receivables

Trade receivables

Trade receivables, which generally have 30 day terms, are recognised and carried at original invoice amount less any allowance for any uncollectible amounts.

Impairment of trade and other receivables

For trade and other receivables at amortised cost, the company applies the low credit risk simplification. At every reporting date, the company evaluates whether the trade and other receivables are considered to have low credit risk using all reasonable and supportable information that is available without undue cost or effort. In making that evaluation, the company reassesses the internal credit rating of the trade and other receivable. In addition, the company considers that there has been a significant increase in credit risk when contractual payments are more than 30 days past due.

1 Summary of significant accounting policies (continued)

(h) Trade and other receivables (continued)

Related party receivables

Receivables from related parties are recognised and carried at the amortised cost.

(i) Loans and advances

All loans and advances are initially recognised at cost, being the fair value of the consideration given and including acquisition charges associated with the loans and advances.

Loans and advances represent loans made to members of The Royal Automobile Club of W.A. (Incorporated) and to the public.

Loans and advances are subsequently measured at amortised cost using the effective interest rate method.

Non accrual loans are loans and advances where the debt has been written down to recoverable value. The Board is of the view that the recovery of the principal only will occur on these loans. Once classified as a non accrual loan, interest payments receivable on the loan are not brought to account as income.

Impairment of loans and advances

The company recognises an allowance for expected credit losses (ECLs) for all loans and advances. ECLs are based on the difference between the contractual cash flows due in accordance with the contract and all the cash flows that the company expects to receive, discounted at an approximation of the original effective interest rate. The expected cash flows will include cash flows from the sale of collateral held or other credit enhancements that are integral to the contractual terms. ECLs are recognised in two stages. For credit exposures for which there has not been a significant increase in credit risk since initial recognition, ECLs are provided for credit losses that result from default events that are possible within the next 12-months (a 12-month ECL). For those credit exposures for which there has been a significant increase in credit risk since initial recognition, a loss allowance is required for credit losses expected over the remaining life of the exposure, irrespective of the timing of the default (a lifetime ECL). When estimating the ECLs, the company considers three scenarios (a base case, an upside and a downside).

Stage 1 credit losses are assessed over a 12-month basis and consist of those loans with the highest credit rating. Stage 2 credit losses assessed are over a lifetime basis and consists of loans that are over 30 days past due, but under 90 days. Stage 1 and Stage 2 allowances are assessed collectively. Stage 3 credit losses are those loans that are over 90 days past due, with the allowances assessed individually.

The company considers loans and advances in default when contractual payments are 90 days past due. However, in certain cases, the company may also consider a financial asset to be in default when internal or external information indicates that the company is unlikely to receive the outstanding contractual amounts in full before taking into any credit enhancements held by the company.

The company uses a provision matrix to calculate ECLs for loans and advances. The provision rates are based on days past due for groupings of various customer segments that have similar loss patterns (i.e., by geography, product type, and customer type and rating). The provision matrix is initially based on the company's historical observed default rates. The company will calibrate the matrix to adjust the historical credit loss experience with forward-looking information. For instance, if forecast economic conditions (i.e., consumer confidence) are expected to deteriorate over the next year which can lead to an increased number of defaults, the historical default rates are adjusted. At every reporting date, the historical observed default rates are updated and changes in the forward-looking estimates are analysed. The assessment of the correlation between historical observed default rates, forecast economic conditions and ECLs is a significant estimate. The amount of ECLs is sensitive to changes in circumstances and of forecast economic conditions. The company's historical credit loss experience and forecast of economic conditions may also not be representative of customer's actual default in the future. Forward looking information does not have a significant impact on the ECL provision for the company.

1 Summary of significant accounting policies (continued)

(j) Investments and other financial assets

Initial recognition and measurement

Financial assets are classified, at initial recognition, as subsequently measured at amortised cost, fair value through other comprehensive income (OCI), and fair value through profit or loss.

The classification of financial assets at initial recognition depends on the financial asset's contractual cash flow characteristics and the company's business model for managing them. With the exception of trade receivables that do not contain a significant financing component or for which the company has applied the practical expedient, the company initially measures a financial asset at its fair value plus, in the case of a financial asset not at fair value through profit or loss, transaction costs. Trade receivables that do not contain a significant financing component or for which the company has applied the practical expedient are measured at the transaction price determined under AASB 15.

In order for a financial asset to be classified and measured at amortised cost or fair value through OCI, it needs to give rise to cash flows that are 'solely payments of principal and interest (SPPI)' on the principal amount outstanding. This assessment is referred to as the SPPI test and is performed at an instrument level. The company's business model for managing financial assets refers to how it manages its financial assets in order to generate cash flows. The business model determines whether cash flows will result from collecting contractual cash flows, selling the financial assets, or both. Purchases or sales of financial assets that require delivery of assets within a time frame established by regulation or convention in the market place (regular way trades) are recognised on the trade date, i.e., the date that the company commits to purchase or sell the asset.

Subsequent measurement

For purposes of subsequent measurement, financial assets are classified in four categories:

- Financial assets at amortised cost (debt instruments).
- Financial assets at fair value through OCI with recycling of cumulative gains and losses (debt instruments).
- Financial assets designated at fair value through OCI with no recycling of cumulative gains and losses upon derecognition (equity instruments).
- Financial assets at fair value through profit or loss.

(i) Financial assets at amortised cost (debt instruments)

This category is the most relevant to the company. The company measures financial assets at amortised cost if both of the following conditions are met:

- The financial asset is held within a business model with the objective to hold financial assets in order to collect contractual cash flows; and
- The contractual terms of the financial asset give rise on specified dates to cash flows that are solely payments of principal and interest on the principal amount outstanding.

Financial assets at amortised cost are subsequently measured using the effective interest (EIR) method and are subject to impairment. Gains and losses are recognised in profit or loss when the asset is derecognised, modified or impaired. The company's financial assets at amortised cost include trade and other receivables.

(ii) Financial assets at fair value through OCI (debt instruments)

The company measures debt instruments at fair value through OCI if both of the following conditions are met:

- The financial asset is held within a business model with the objective of both holding to collect contractual cash flows and selling; and
- The contractual terms of the financial asset give rise on specified dates to cash flows that are solely payments of principal and interest on the principal amount outstanding.

1 Summary of significant accounting policies (continued)

(j) Investments and other financial assets (continued)

Subsequent measurement (continued)

(ii) Financial assets at fair value through OCI (debt instruments) (continued)

For debt instruments at fair value through OCI, interest income and impairment losses or reversals are recognised in the income statement and computed in the same manner as for financial assets measured at amortised cost. The remaining fair value changes are recognised in OCI. Upon derecognition, the cumulative fair value change recognised in OCI is recycled to income statement. During the year, the company did not hold any financial assets at fair value through OCI (debt instruments).

(iii) Financial assets designated at fair value through OCI (equity instruments)

Upon initial recognition, the company can elect to classify irrevocably its equity investments as equity instruments designated at fair value through OCI when they meet the definition of equity under AASB 132 Financial Instruments: Presentation and are not held for trading. The classification is determined on an instrument-by-instrument basis.

Gains and losses on these financial assets are never recycled to profit or loss. Dividends are recognised as other income in the statement of profit or loss when the right of payment has been established, except when the company benefits from such proceeds as a recovery of part of the cost of the financial asset, in which case, such gains are recorded in OCI. Equity instruments designated at fair value through OCI are not subject to impairment assessment. During the year, the company did not hold any financial assets designated at fair value through OCI (equity instruments).

(iv) Financial assets at fair value through profit or loss

Financial assets at fair value through profit or loss include financial assets held for trading, financial assets designated upon initial recognition at fair value through profit or loss, or financial assets mandatorily required to be measured at fair value. Financial assets are classified as held for trading if they are acquired for the purpose of selling or repurchasing in the near term. Financial assets with cash flows that are not solely payments of principal and interest are classified and measured at fair value through profit or loss, irrespective of the business model. Notwithstanding the criteria for debt instruments to be classified at amortised cost or at fair value through OCI, as described above, debt instruments may be designated at fair value through profit or loss on initial recognition if doing so eliminates, or significantly reduces, an accounting mismatch.

Financial assets at fair value through profit or loss are carried in the statement of financial position at fair value with net changes in fair value recognised in the statement of profit or loss. During the year, the company did not hold any financial assets at fair value through profit or loss.

Impairment of financial assets

The company recognises an allowance for expected credit losses (ECLs) for all debt instruments not held at fair value through profit or loss.

For trade receivables and contract assets, the company applies a simplified approach in calculating ECLs. Therefore, the company does not track changes in credit risk, but instead recognises a loss allowance based on lifetime ECLs at each reporting date. The company has established a provision matrix that is based on its historical credit loss experience, adjusted for forward-looking factors specific to the debtors and the economic environment.

1 Summary of significant accounting policies (continued)

(j) Investments and other financial assets (continued)

For debt instruments at fair value through OCI, the company applies the low credit risk simplification. At every reporting date, the company evaluates whether the debt instrument is considered to have low credit risk using all reasonable and supportable information that is available without undue cost or effort. In making that evaluation, the company reassesses the internal credit rating of the debt instrument. In addition, the company considers that there has been a significant increase in credit risk when contractual payments are more than 30 days past due.

It is the company's policy to measure ECLs on debt instruments at fair value through OCI on a 12-month basis. However, when there has been a significant increase in credit risk since origination, the allowance will be based on the lifetime ECL.

The company considers a financial asset in default when contractual payments are 90 days past due. However, in certain cases, the company may also consider a financial asset to be in default when internal or external information indicates that the company is unlikely to receive the outstanding contractual amounts in full before taking into account any credit enhancements held by the company. A financial asset is written off when there is no reasonable expectation of recovering the contractual cash flows.

(k) Fair value estimation

The fair value of financial assets and financial liabilities must be estimated for recognition and measurement or for disclosure purposes. The fair value of financial assets and liabilities is calculated by discounting the expected future cash flows by the current interest rate for assets and liabilities with similar risk profiles.

The nominal value less estimated credit adjustments of trade receivables and payables are assumed to approximate their fair values. The fair value of financial liabilities for disclosure purposes is estimated by discounting the future contractual cash flows at the current market interest rate that is available to the company for similar financial instruments.

(l) Property, plant and equipment

Property, plant and equipment are stated at historical cost less depreciation and any accumulated impairment losses. Historical cost includes expenditure that is directly attributable to the acquisition of the items.

Subsequent costs are included in the asset's carrying amount or recognised as a separate asset, as appropriate, only when it is probable that future economic benefits associated with the item will flow to the company and the cost of the item can be measured reliably. All other repairs and maintenance are charged to profit or loss during the reporting period in which they are incurred.

Depreciation on property, plant and equipment is calculated using the straight line method to allocate their cost or revalued amounts, net of their residual values, over their estimated useful lives, as follows:

	2021	2020
- Motor Vehicles	5-8 years	5-8 years
- Fixtures and fittings	5-13.3 years	5-13.3 years
- Office machines and equipment	5-7.5 years	5-7.5 years
- Computer equipment	3-4 years	3-4 years
- Computer software	2-5 years	2-5 years

The assets' residual values and useful lives are reviewed, and adjusted if appropriate, at each balance sheet date and where adjusted, shall be accounted for as a change in accounting estimate. Where depreciation rates or method are changed, the net written down value of the asset is depreciated from the date of the change in accordance with the new depreciation rate or method.

An asset's carrying amount is written down immediately to its recoverable amount if the asset's carrying amount is greater than its estimated recoverable amount (note 1(f)).

1 Summary of significant accounting policies (continued)

(l) Property, plant and equipment (continued)

Gains and losses on disposals are determined by comparing proceeds with carrying amount. These are included in profit or loss. When revalued assets are sold, it is company policy to transfer any amounts included in other reserves in respect of those assets to retained earnings.

(m) Intangible assets

(i) Computer software

Acquired computer software licences are capitalised on the basis of the costs incurred to acquire and bring to use the specific software. These costs are amortised on a straight line basis over their estimated useful lives (2-5 years).

Costs associated with developing or maintaining computer software programmes are recognised as an expense when incurred. Costs that are directly associated with the production of identifiable and unique software products controlled by the company, and that will probably generate economic benefits exceeding costs beyond one year, are recognised as intangible assets. Direct costs include the software development employee costs and an appropriate portion of relevant overheads.

Computer software development costs recognised as assets are amortised over their estimated useful lives (3-10 years).

(n) Trade and other payables

These amounts represent liabilities for goods and services and borrowings from the parent, prior to the end of financial year which are unpaid.

Liabilities for goods and services provided to the company prior to the end of financial year which are unpaid. The amounts are unsecured and are usually paid within 30 days of recognition.

Borrowings from the parent entity are initially recognised at cost, being the fair value consideration received. After the initial recognition, the borrowings are subsequently measured at amortised cost using the effective interest method. The amount is unsecured and is repayable within 45 days of recognition, with the opportunity of being rolled over. Any gain or losses are recognised in profit or loss when the liabilities are derecognised as well as through the amortisation process.

(o) Interest bearing loans and borrowings

All loans and borrowings are initially recognised at cost, being the fair value of the consideration received net of issue costs associated with the borrowing.

After initial recognition, interest bearing loans and borrowings are subsequently measured at amortised cost using the effective interest method. Amortised cost is calculated by taking into account any issue costs, and any discount or premium on settlement.

Gains and losses are recognised in profit or loss when the liabilities are derecognised as well as through the amortisation process.

(p) Borrowing costs

Borrowing costs and other expenses associated with the raising of finance but which are not directly attributable to any individual investment note are expensed in the period in which they are incurred.

Interest expense on notes is recognised as it accrues, using the effective interest method.

1 Summary of significant accounting policies (continued)

(q) Provisions

Provisions are recognised when the company has a present legal or constructive obligation as a result of past events; it is probable that an outflow of resources will be required to settle the obligation; and the amount can be reliably estimated. Provisions are not recognised for future operating losses.

Where there are a number of similar obligations, the likelihood that an outflow will be required in settlement is determined by considering the class of obligations as a whole. A provision is recognised even if the likelihood of an outflow with respect to any one item included in the same class of obligations may be small.

(r) Employee benefits

(i) Wages and salaries and annual leave

Liabilities for wages and salaries, including non monetary benefits, and annual leave due to be settled within 12 months of the reporting date are recognised in other payables in respect of employees' services up to the reporting date and are measured at the amounts due to be paid when the liabilities are settled.

(ii) Long service leave

The liability for long service leave is recognised in the provision for employee benefits and measured as the present value of expected future payments to be made in respect of services provided by employees up to the reporting date. Consideration is given to expected future wage and salary levels, experience of employee departures and periods of service. Expected future payments are discounted using market yields at the reporting date on corporate bonds with terms to maturity and currency that match, as closely as possible, the estimated future cash outflows.

(iii) Defined contribution obligations

The company participates in a defined contribution fund. Employees can elect to adopt a fund of their choice. All employees who elect the Superannuation fund that the company participates in, are entitled to benefits on retirement, disability or death from this plan. The defined contribution fund receives fixed contributions from company companies and the company's legal or constructive obligation is limited to these contributions.

Contributions to the defined contribution fund are recognised as an expense as they become payable. Prepaid contributions are recognised as an asset to the extent that a cash refund or a reduction in the future payments is available.

(iv) Incentive plans

The company recognises a liability and an expense for incentives. The company recognises a provision where contractually obliged or where there is a past practice that has created a constructive obligation.

(v) Termination benefits

Termination benefits are payable when employment is terminated before the normal retirement date, or when an employee accepts voluntary redundancy in exchange for these benefits. The company recognises termination benefits when it is demonstrably committed to either terminating the employment of current employees according to a detailed formal plan without possibility of withdrawal or to providing termination benefits as a result of an offer made to encourage voluntary redundancy. Benefits falling due more than 12 months after the end of the reporting period are discounted to present value.

(s) Contributed equity

Ordinary shares are classified as equity (note 17).

Incremental costs directly attributable to the issue of new shares or options are shown in equity as a deduction, net of tax, from the proceeds.

1 Summary of significant accounting policies (continued)

(t) Dividends

Provision is made for the amount of any dividend declared on or before the end of the financial year but not distributed at balance date.

(u) Financial instrument transaction costs

Financial instrument transaction costs are included in the carrying initial amounts of financial assets and financial liabilities carried at amortised cost and are amortised using the effective interest method.

(v) Goods and Services Tax (GST)

Revenues, expenses and assets are recognised net of the amount of associated GST, unless the GST incurred is not recoverable from the taxation authority. In this case it is recognised as part of the cost of acquisition of the asset or as part of the expense.

Receivables and payables are stated inclusive of the amount of GST receivable or payable. The net amount of GST recoverable from, or payable to, the taxation authority is included with other receivables or payables in the balance sheet.

Cash flows are presented on a gross basis. The GST components of cash flows arising from investing or financing activities which are recoverable from, or payable to the taxation authority, are presented as operating cash flow.

(w) Recognition and derecognition of financial assets and financial liabilities

Refer to notes 1(i), 1(j), 1(k) and 1(p) for recognition of financial assets and financial liabilities.

(i) Financial assets

A financial asset (or, where applicable, a part of a financial asset or part of a group of similar financial assets) is derecognised when:

- the right to receive cash flows from the asset have expired;
- the company retains the right to receive cash flows from the asset, but has assumed an obligation to pay them in full without material delay to a third party under a "pass through" arrangement; or
- the company has transferred its rights to receive cash flows from the asset and either (a) has transferred substantially all the risks and rewards of the asset, or (b) has neither transferred nor retained substantially all the risk and rewards of the asset, but has transferred control of the asset.

When the company has transferred its rights to receive cash flows from an asset and has neither transferred nor retained substantially all the risks and rewards of the asset nor transferred control of the asset, the asset is recognised to the extent of the company's continuing involvement in the asset. Continuing involvement that takes the form of a guarantee over the transferred asset is measured at the lower of the original carrying amount of the asset and the maximum amount of the consideration received that the company could be required to pay.

(ii) Financial liabilities

A financial liability is derecognised when the obligation under the liability is discharged or cancelled or expires.

When an existing liability is replaced by another with the same lender on substantially different terms, or the terms of an existing liability are substantially modified, such an exchange or modification is treated as a derecognition of the original liability and the recognition of a new liability, and the difference in the respective carrying amounts is recognised in the income statement.

1 Summary of significant accounting policies (continued)

(x) New accounting standards and interpretations

All accounting standards and amendments that were effective during the year have been adopted.

Certain new accounting standards and interpretations have been published that are not mandatory for 30 June 2021 reporting periods and have not yet been applied in the financial statements. The company's assessment of the impact of these new standards and interpretations is set out below.

The company plans to adopt these amendments and interpretations from the date on which it becomes effective.

(i) *AASB 2020-8 Interest Rate Benchmark Reform – Phase 2 (effective 1 January 2021)*

(ii) *AASB 2020-9 Tier 2 Disclosures: Interest Rate Benchmark Reform (Phase 2) and Other Amendments (effective 1 July 2021)*

The second phase of the project in addressing the financial reporting effects of IBOR reform has been recently completed. This phase focuses on issues that might affect financial reporting upon replacement of existing interest rate benchmarks, and amends the requirements in AASB 9, AASB 139, AASB 7, AASB 4 Insurance Contracts and AASB 16 Leases.

The objective of the amendments is to minimise financial reporting consequences of a change in benchmark interest rates that Australian Accounting Standards may otherwise require, such as the derecognition or remeasurement of financial instruments, and the discontinuation of hedge accounting.

Provided that the contractual interest rate will be substantially similar before and after the replacement, the amendments:

- ▶ Require changes to future cash flows that are directly required by the IBOR reform to be treated as if they were changes to a floating interest rate. Applying this expedient would not affect the carrying amount of the financial instrument. It also relieves entities of the need to assess whether modification or derecognition accounting applies under AASB 9 and AASB 139.
- ▶ Require changes to lease payments that are directly caused by the IBOR reform to be accounted for as a remeasurement of the lease liability using a revised discount rate - being the original discount rate adjusted only for changes caused by the IBOR reform. A corresponding adjustment to the right-of-use-asset follows. This expedient exempts entities from remeasuring the lease liability using a newly determined discount rate otherwise required for lease modifications.

Entities would not have to discontinue hedge accounting due to IBOR reform, provided that the hedge continues to meet other hedge accounting criteria.

Entities are required to provide disclosures that help readers understand the effect of the IBOR reform on the financial statements and risk management strategies, including the progress in completing the transition to alternative benchmark rates and how such transition is being managed.

The amendments are not expected to have a significant impact on the company's financial statements.

1 Summary of significant accounting policies (continued)

(x) New accounting standards and interpretations (continued)

(iii) AASB 2020-31 Amendment to AASB 9 – Fees in the ‘10 per cent’ Test for Derecognition of Financial Liabilities (effective 1 January 2022)

As part of its 2018-2020 annual improvements to IFRS standards process the IASB issued amendment to IFRS 9. The amendment clarifies the fees that an entity includes when assessing whether the terms of a new or modified financial liability are substantially different from the terms of the original financial liability. These fees include only those paid or received between the borrower and the lender, including fees paid or received by either the borrower or lender on the other's behalf. An entity applies the amendment to financial liabilities that are modified or exchanged on or after the beginning of the annual reporting period in which the entity first applies the amendment.

The company will apply the amendments to financial liabilities that are modified or exchanged on or after the beginning of the annual reporting period in which the entity first applies the amendment.

The amendments are not expected to have a material impact on the company's financial statements.

(iv) AASB 2020-3 Amendments to AASB 116 – Property, Plant and Equipment: Proceeds before Intended Use (effective 1 January 2022)

In May 2020, the IASB issued Property, Plant and Equipment - Proceeds before Intended Use, which prohibits entities deducting from the cost of an item of property, plant and equipment, any proceeds from selling items produced while bringing that asset to the location and condition necessary for it to be capable of operating in the manner intended by management. Instead, an entity recognises the proceeds from selling such items, and the costs of producing those items, in profit or loss.

The amendment is effective for annual reporting periods beginning on or after 1 January 2022 and must be applied retrospectively to items of property, plant and equipment made available for use on or after the beginning of the earliest period presented when the entity first applies the amendment.

The amendments are not expected to have a material impact on the company's financial statements.

(v) AASB 2020-3 Amendments to AASB 137 – Onerous Contracts – Cost of Fulfilling a Contract (effective 1 January 2022)

In May 2020, the IASB issued amendments to IAS 37 to specify which costs an entity needs to include when assessing whether a contract is onerous or loss-making. The amendments apply a "directly related cost approach". The costs that relate directly to a contract to provide goods or services include both incremental costs and an allocation of costs directly related to contract activities. General and administrative costs do not relate directly to a contract and are excluded unless they are explicitly chargeable to the counterparty under the contract.

The company will apply these amendments to contracts for which it has not yet fulfilled all its obligations at the beginning of the annual reporting period in which it first applies the amendments.

The amendments are not expected to have a material impact on the company's financial statements.

1 Summary of significant accounting policies (continued)

(x) New accounting standards and interpretations (continued)

(vi) *AASB 2021-2 Amendments to AASB 7, AASB 101, AASB 134 Interim Financial Reporting and AASB Practice Statement 2 Making Materiality Judgements – Disclosure of Accounting Policies (effective 1 January 2023)*

The amendments to AASB 101 require disclosure of material accounting policy information, instead of significant accounting policies. Unlike 'material', 'significant' was not defined in Australian Accounting Standards. Leveraging the existing definition of material with additional guidance is expected to help preparers make more effective accounting policy disclosures. The guidance illustrates circumstances where an entity is likely to consider accounting policy information to be material. Entity-specific accounting policy information is emphasised as being more useful than generic information or summaries of the requirements of Australian Accounting Standards.

The amendments to AASB Practice Statement 2 supplement the amendments to AASB 101 by illustrating how the four-step materiality process can identify material accounting policy information.

The amendments are not expected to have a significant impact on the company's financial statements.

(vii) *AASB 2021-2 Amendments to AASB 108 – Definition of Accounting Estimates (effective 1 January 2023)*

An accounting policy may require items in the financial statements to be measured using information that is either directly observable, or estimated. Accounting estimates use inputs and measurement techniques that require judgements and assumptions based on the latest available, reliable information.

The amendments to AASB 108 clarify the definition of an accounting estimate, making it easier to differentiate it from an accounting policy. The distinction is necessary as their treatment and disclosure requirements are different. Critically, a change in an accounting estimate is applied prospectively whereas a change in an accounting policy is generally applied retrospectively.

The new definition provides that 'Accounting estimates are monetary amounts in financial statements that are subject to measurement uncertainty. The amendments explain that a change in an input or a measurement technique used to develop an accounting estimate is considered a change in an accounting estimate unless it is correcting a prior period error.

- For example, a change in a valuation technique used to measure the fair value of an investment property from market approach to income approach would be treated as a change in estimate rather than a change in accounting policy.
- In contrast, a change in an underlying measurement objective, such as changing the measurement basis of investment property from cost to fair value, would be treated as a change in accounting policy.

The amendments did not change the existing treatment for a situation where it is difficult to distinguish a change in an accounting policy from a change in an accounting estimate. In such a case, the change is accounted for as a change in an accounting estimate.

The amendments are not expected to have a material impact on the company's financial statements.

1 Summary of significant accounting policies (continued)

(x) New accounting standards and interpretations (continued)

(viii) AASB 2021-5 Amendments to AASs – Deferred Tax related to Assets and Liabilities arising from a Single Transaction (effective 1 January 2023)

AASB 112 Income Taxes requires entities to account for income tax consequences when economic transactions take place, and not at the time when income tax payments or recoveries are made. Accounting for such tax consequences, means entities need to consider the differences between the tax rules and the accounting standards. These differences could either be:

- ▶ Permanent - e.g., when tax rules do not allow a certain expense to ever be deducted; or
- ▶ Temporary - e.g., when tax rules treat an item of income as taxable in a period later than when included in the accounting profit.

Deferred taxes representing amounts of income tax payable or recoverable in the future must be recognised on temporary differences unless prohibited by AASB 112 in certain circumstances. One of these circumstances, known as the initial recognition exception, applies when a transaction affects neither accounting profit nor taxable profit, and is not a business combination. Views differ about applying this exception to transactions that, on initial recognition, create both an asset and liability (and could give rise to equal amounts of taxable and deductible temporary differences) such as:

- ▶ Recognising a right-of-use asset and a lease liability when commencing a lease
- ▶ Recognising decommissioning, restoration and similar liabilities with corresponding amounts included in the cost of the related asset

Some entities have previously recognised deferred tax consequences for these types of transactions, having concluded that they did not qualify for the initial recognition exception. The amendments to AASB 112 clarify that the exception would not normally apply. That is, the scope of this exception has been narrowed such that it no longer applies to transactions that, on initial recognition, give rise to equal amounts of taxable and deductible temporary differences.

The amendments to AASB 112:

- ▶ Apply to transactions that occur on or after the beginning of the earliest comparative period presented; and
- ▶ Require entities to also recognise deferred tax for all temporary differences related to leases, decommissioning, restoration and similar liabilities at the beginning of the earliest comparative period presented.

The cumulative effect of initial application is recognised as an adjustment to the opening balance of retained earnings or other component of equity, as appropriate.

AASB 1 First-time Adoption of Australian Accounting Standards was amended to require deferred tax related to leases and decommissioning, restoration and similar obligations to be recognised by first-time adopters at the date of transition to Australian Accounting Standards, despite the exception set out in AASB 112.

The amendments are not expected to have a material impact on the company's financial statements.

(y) Comparative figures

Comparative figures are, where appropriate, reclassified to be comparable with figures presented in the current financial statements.

2 Financial risk management

The company's principal financial instruments, comprise loans and advances, secured notes, short term borrowings, cash and short term deposits. The company has various other financial assets and liabilities such as trade receivables and trade payables, which arise directly from its operations.

The company's activities expose it to a variety of financial risks: market risk (price risk including fair value interest rate risk), credit risk, liquidity risk and cash flow interest rate risk. The company's overall risk management program focuses on the unpredictability of financial markets and seeks to minimise potential adverse effects on the financial performance of the company.

The company manages its risk through a comprehensive set of policies, procedures and limits approved by the Board. Management of all instruments is integrated into the company's risk management practices and speculative transactions are not permitted.

Details of the significant accounting policies and methods adopted, including the recognition criteria, the basis of measurement and the basis on which income and expenses are recognised, in respect of each class of financial asset, financial liability and equity instrument are disclosed in note 1 to the financial report. Certain comparatives within this note have been restated to ensure a consistent approach across the company. The impact is not material.

The company holds the following financial instruments:

	2021 \$	2020 \$
Financial assets		
Cash and cash equivalents	22,435,040	75,234,048
Trade and other receivables	4,705	104,144
Loans and advances	280,994,386	312,278,160
	<u>303,434,131</u>	<u>387,616,352</u>
Financial liabilities		
Trade and other payables	12,588,863	4,686,728
Borrowings	244,003,754	333,982,276
	<u>256,592,617</u>	<u>338,669,004</u>

(a) Market risk

(i) Fair value interest rate risk

The company's main interest rate risk arises from changes in the shape and direction of interest rates (yield curve risk) as well as mismatches in the repricing term of assets and liabilities. Interest rate risk is monitored by the company under guidelines and limits defined by the Board in relation to acceptable levels of predefined margins between lending and borrowing rates.

The assumption for using -0.5% / +0.5% (2020: -0.5% / +0.5%) for interest rate risk for the purpose of the sensitivity analysis, are based on historical trends over 12 months and what is considered a realistic movement in these financial assets and liabilities within the next 12 months.

The company analyses the interest rate exposure by taking into consideration refinancing and renewal of existing positions. Based on these considerations, the company calculates the impact on profit and loss of a defined interest rate shift. At 30 June 2021, if the interest rates had changed by -0.5% / +0.5% (2020: -0.5% / +0.5%) from the year end rates with all other variables held constant, post tax profit for the year would have been (\$181,354)/\$181,354 (2020: (\$524,363)/\$524,363) lower/higher.

2 Financial risk management (continued)

(a) Market risk (continued)

(ii) Summarised sensitivity analysis

The following table summarises the sensitivity of the company's financial assets and financial liabilities to variable interest rate risk and price risk holding all other variables constant.

		-0.5%		+0.5%	
	Carrying amount \$	Profit \$	Equity \$	Profit \$	Equity \$
At 30 June 2021					
Financial assets					
Cash and cash equivalents	22,435,040	(78,549)	(78,549)	78,549	78,549
Loans and advances	280,994,386	(102,805)	(102,805)	102,805	102,805
Financial liabilities					
Interest bearing loans and borrowings	244,003,754	-	-	-	-
Total increase/ (decrease)		(181,354)	(181,354)	181,354	181,354

		-0.5%		+0.5%	
	Carrying amount \$	Profit \$	Equity \$	Profit \$	Equity \$
At 30 June 2020					
Financial assets					
Cash and cash equivalents	75,234,048	(263,982)	(263,982)	263,982	263,982
Loans and advances	312,278,160	(260,381)	(260,381)	260,381	260,381
Financial liabilities					
Interest bearing loans and borrowings	333,982,276	-	-	-	-
Total increase/ (decrease)		(524,363)	(524,363)	524,363	524,363

Movement in profits are due to higher or lower interest costs from variable rate debt and cash balances.

(b) Credit risk

Credit risk is the potential risk of financial loss resulting from the failure of a customer to meet their obligations to the company on time and in full, as contracted. To address this risk, the company has implemented a robust credit risk management framework which has been approved by the Board. The company's maximum exposure to credit risk at balance sheet date in relation to each class of recognised financial assets, is the carrying amount of these assets as indicated in the Balance Sheet.

All new customers are assessed for credit worthiness when an application for loan/credit is received. The credit quality of a customer is assessed by taking into account their financial position, previous credit history and duration at their current place of employment and residence. Customers that do not satisfy the credit test are denied credit. Larger transactions over a specific threshold are referred to the Board for assessment and approval.

At 30 June 2021, the expected credit loss rates were as follows:

	Stage 1 individual	Stage 2 individual
Consumer	0.09%	0.26%
Property	0.00%	0.00%

2 Financial risk management (continued)

(b) Credit risk (continued)

Stage 3 credit losses are those loans that are over 90 days past due, with the allowances assessed individually.

Cash and cash equivalents are limited to high credit quality financial institutions. The company has policies that limit the amount of credit exposure to any one financial institution. All cash and cash equivalents balances on the Balance Sheet at 30 June 2021 were with 'AA-' rated financial institutions.

Credit risk further arises in relation to financial guarantees given to certain parties. Such guarantees are only provided in exceptional circumstances and are subject to specific Board approval.

All assets that are neither past due or impaired are not rated by an external agency and are considered to be of a good rating.

Concentration of credit risk on loans and advances

The company minimises concentration of credit risk in relation to finance receivables by undertaking transactions with a large number of customers. The customers are concentrated in Western Australia.

Concentration of loans and advances

	2021		2020	
	\$	%	\$	%
Loans and advances				
Personal - Consumer	212,649,083	75.6	202,747,573	64.5
Commercial - Property	68,650,811	24.4	111,685,379	35.5
	<u>281,299,894</u>	<u>100.0</u>	<u>314,432,952</u>	<u>100.0</u>

(c) Liquidity risk

The company's liquidity policy is designed to ensure it has sufficient funds to meet its obligations as they fall due. There are two aspects to this risk. First, the company must ensure it has sufficient funds to meet day to day requirements arising from its normal activities. Second, the company must be able to cope with unforeseen outflows. The volume of liquid assets varies over time in line with market conditions, and is maintained in accordance with Board approved limits.

The company manages the liquidity risk inherent in the maturity analysis of financial liabilities by expecting some of its undrawn loan commitments will not be drawn and by maintaining \$10m-\$15m in Cash at Bank. The liquidity position is monitored daily and a monthly cash forecast is prepared to determine the level of debt that will be required.

Maturities of financial liabilities

The tables below analyse the company's financial liabilities into relevant maturity groupings based on the remaining period at the reporting date to the contractual maturity date. The amounts disclosed in the table are the contractual undiscounted cash flows.

2 Financial risk management (continued)

(c) Liquidity risk (continued)

Maturities of financial liabilities (continued)

At 30 June 2021	Less than 3 months \$	3 - 12 months \$	Between 1 and 5 years \$	Total \$
On balance sheet				
Investment notes	48,979,167	154,065,227	40,959,360	244,003,754
Trade and other payables	2,535,371	-	-	2,535,371
Borrowings from parent entity	10,006,575	-	-	10,006,575
Payable to controlling entity under Tax Sharing Agreement	-	54,456	-	54,456
Total on balance sheet	61,521,113	154,119,683	40,959,360	256,600,156
Off balance sheet				
Interest on investment notes	508,282	1,566,903	616,643	2,691,828
Interest on borrowings from parent entity	5,041	-	-	5,041
Total off balance sheet	513,323	1,566,903	616,643	2,696,869

At 30 June 2020				
On balance sheet				
Investment notes	78,022,062	203,246,108	52,714,106	333,982,276
Trade and other payables	3,990,877	-	-	3,990,877
Payable to controlling entity under Tax Sharing Agreement	-	695,851	-	695,851
Total on balance sheet	82,012,939	203,941,959	52,714,106	338,669,004
Off balance sheet				
Interest on investment notes	1,747,077	4,262,242	1,255,857	7,265,176
Total off balance sheet	1,747,077	4,262,242	1,255,857	7,265,176

3 Critical accounting estimates and judgements

Estimates and judgements are continually evaluated and are based on historical experience and other factors, including expectations of future events that may have a financial impact on the company and that are believed to be reasonable under the circumstances.

Deferred tax assets are recognised for deductible temporary differences as management considers that it is probable that future taxable profits will be available to utilise those temporary differences.

Estimates are made by the company in respect of the allowance for expected credit losses, as described in notes 1(i) and 13.

4 Other income

	2021 \$	2020 \$
Fees and commissions	2,081,678	2,073,427
Bad debts recovered	207,304	192,567
	<u>2,288,982</u>	<u>2,265,994</u>

5 Expenses

	2021 \$	2020 \$
Profit before income tax includes the following specific expenses:		
<i>Depreciation</i>		
Motor vehicles	12,541	11,149
Office machines and equipment	11,823	8,871
Fixtures and fittings	3,021	3,388
Total depreciation	<u>27,385</u>	<u>23,408</u>
<i>Amortisation</i>		
Intangibles	57,001	50,189
Total depreciation and amortisation	<u>84,386</u>	<u>73,597</u>
<i>Finance costs</i>		
Borrowing and finance charges paid / payable	147,286	156,066
<i>Employee benefits and related expenses</i>		
Wages and salaries	3,751,868	3,334,973
Workers' compensation costs	22,983	19,479
Defined contribution superannuation expense	300,571	286,737
Payroll tax	176,831	189,796
Total employee benefits expenses	<u>4,252,253</u>	<u>3,830,985</u>

6 Income tax expense

(a) Income tax expense

	2021 \$	2020 \$
Current tax	2,158,149	2,398,635
Deferred tax	426,567	(359,262)
Adjustments for current tax of prior periods	-	5,325
	<u>2,584,716</u>	<u>2,044,698</u>

6 Income tax expense (continued)

(b) Numerical reconciliation of income tax expense to prima facie tax payable

Profit from continuing operations before income tax expense	8,572,938	6,741,719
Tax at the Australian tax rate of 30.0% (2019 - 30.0%)	2,571,882	2,022,515
Tax effect of amounts which are not deductible (taxable) in calculating taxable income:		
Expenditure not allowable for income tax purposes	12,865	16,858
	2,584,747	2,039,373
Adjustments for current tax of prior periods	-	5,325
Recognition of unbooked/derecognition of booked prior year deferred tax assets	(31)	-
Income tax expense	2,584,716	2,044,698

(c) Tax consolidation legislation

The Royal Automobile Club of W.A. (Incorporated) and its 100% owned Australian resident subsidiaries formed a tax consolidated group with effect from 1 July 2003. The Royal Automobile Club of W.A. (Incorporated) is the head entity of the tax consolidated group. Members of the group have entered into a tax sharing agreement that provides for the allocation of income tax liabilities between the entities should the head entity default on its tax payment obligations. No amounts have been recognised in the financial report in respect of this agreement on the basis that the possibility of default is remote.

(d) Tax effect accounting by members of the tax consolidation group

Members of the tax consolidated group have entered into a tax funding agreement. The tax funding agreement provides for the allocation of current taxes to members of the tax consolidated group in accordance with their taxable income for the period on a group allocation taxpayer approach for each entity. Deferred taxes are allocated to members of the tax consolidated group in accordance with the principles of *AASB 112: Income Taxes*. Allocations under the tax funding agreement are made at the end of each financial year.

The allocation of taxes under the tax funding arrangement is recognised as an increase/decrease in the subsidiaries' intercompany accounts with the tax consolidated group head company, The Royal Automobile Club of W.A. (Incorporated).

(e) Tax risk management

The Royal Automobile Club of W.A. Inc. Tax Consolidated Group is committed to ensuring that it maintains the highest standards of corporate tax governance for managing its tax affairs. It has established a Tax risk management framework in order to ensure that it has an effective framework in place that will allow it to manage its tax obligations in line with its low tax risk appetite and the latest Australian Taxation Office guidelines.

(f) Deferred income tax

Refer to note 11 for details of deferred tax assets.

7 Fair values and interest rate risk

(a) Fair values

The fair values and carrying values of financial assets of the company are as follows:

	2021		2020	
	Carrying amount \$	Fair value \$	Carrying amount \$	Fair value \$
Cash	22,442,579	22,442,579	75,234,048	75,234,048
Other receivables	4,705	4,705	104,144	104,144
Loans and advances - Property	68,273,589	68,271,418	111,685,379	111,877,959
Loans and advances - Consumer	213,025,559	214,099,071	202,747,573	204,397,243
	303,746,432	304,817,773	389,771,144	391,613,394

The fair values of loans and advances are estimated using discounted cash flow analysis, based on current lending rates for similar types of lending arrangements of 6.13% to 6.95% (2020: 6.39% to 7.20%).

For the purposes of fair value disclosure under AASB 13 Fair value measurement, the loans would be categorised as a level 2 asset where the lowest level input that is significant to the fair value measurement is directly or indirectly observable.

(b) Interest rate risk

The following table sets out the carrying amount, by maturity or repricing, whichever is earlier, of the financial assets of the company exposed to interest rate risk.

2021	Floating interest rate \$	Fixed interest maturing in:		Non interest bearing \$	Total \$
		1 year or less \$	Over 1 to 5 years \$		
Cash	22,442,579	-	-	-	22,442,579
Trade and other receivables	-	-	-	4,705	4,705
Loans and advances - Property	-	59,491,063	8,782,526	-	68,273,589
Loans and advances - Consumer	-	55,381,073	157,644,486	-	213,025,559
	22,442,579	114,872,136	166,427,012	4,705	303,746,432

Weighted average effective interest rate

Cash	0.00%
Loans and advances - Property	6.95%
Loans and advances - Consumer	6.35%

7 Fair values and interest rate risk (continued)

(b) Interest rate risk (continued)

2020	Floating interest rate \$	Fixed interest maturing in: 1 year or less \$	Over 1 to 5 years \$	Non interest bearing \$	Total \$
Cash	75,234,048	-	-	-	75,234,048
Trade and other receivables	-	-	-	104,144	104,144
Loans and advances - Property	-	106,966,435	4,718,944	-	111,685,379
Loans and advances - Consumer	-	51,355,890	151,391,683	-	202,747,573
	<u>75,234,048</u>	<u>158,322,325</u>	<u>156,110,627</u>	<u>104,144</u>	<u>389,771,144</u>

Weighted average effective interest rate

Cash	0.05%
Loans and advances - Property	7.38%
Loans and advances - Consumer	6.75%

8 Assets - Cash and cash equivalents

	2021 \$	2020 \$
Cash at bank and in hand	<u>22,435,040</u>	<u>75,234,048</u>
Balance as per cash flow statement	<u>22,435,040</u>	<u>75,234,048</u>

(a) Cash and cash equivalents

The carrying amount for cash and cash equivalent approximates fair value. Cash at bank earns interest at floating rates and on daily bank deposit rates.

9 Assets - Trade and other receivables

	2021 \$	2020 \$
Trade receivables	<u>4,705</u>	<u>104,144</u>

(a) Interest rate risk

Information concerning the effective interest rate relating to receivables is set out in note 7.

(b) Other receivables

These amounts generally arise from transactions outside the usual operating activities of the company. Interest may be charged at commercial rates where the terms of repayment exceed six months. Collateral is not normally obtained.

(c) Credit risk

Refer to note 2 for more information on the risk management policy of the company.

10 Assets - Property, plant and equipment

	Computer equipment \$	Fixtures and fittings \$	Motor vehicles \$	Office machines & equipment \$	Total \$
At 1 July 2019					
Cost or fair value	40,043	26,571	50,251	15,631	132,496
Accumulated depreciation	(24,079)	(9,414)	(33,408)	(12,080)	(78,981)
Net book amount	15,964	17,157	16,843	3,551	53,515
Year ended 30 June 2020					
Opening net book amount	15,964	17,157	16,843	3,551	53,515
Additions	12,107	20,521	36,149	2,740	71,517
Depreciation charge	(7,270)	(3,388)	(11,149)	(1,601)	(23,408)
Closing net book amount	20,801	34,290	41,843	4,690	101,624
At 30 June 2020					
Cost or fair value	33,140	47,093	86,400	17,258	183,891
Accumulated depreciation	(12,339)	(12,803)	(44,557)	(12,568)	(82,267)
Net book amount	20,801	34,290	41,843	4,690	101,624

10 Assets - Property, plant and equipment (continued)

Year ended 30 June 2021
Opening net book amount
Additions
Depreciation charge
Disposals
Reclassifications
Closing net book amount

	Computer equipment \$	Fixtures and fittings \$	Motor vehicles \$	Office machines & equipment \$	Total \$
	20,801	34,290	41,843	4,690	101,624
	19,441	1,065	-	-	20,506
	(10,367)	(3,021)	(12,541)	(1,456)	(27,385)
	(4,602)	-	-	(397)	(4,999)
	(490)	-	-	490	-
	24,783	32,334	29,302	3,327	89,746

At 30 June 2021

Cost
Accumulated depreciation
Net book amount

	45,259	48,158	59,971	6,232	159,620
	(20,476)	(15,824)	(30,669)	(2,905)	(69,874)
	24,783	32,334	29,302	3,327	89,746

(a) Assets pledged as security

Refer to note 16(b) for information on assets pledged as security by the company.

11 Assets - Deferred tax assets

	2021 \$	2020 \$
The balance comprises temporary differences attributable to:		
Prepaid tax deductible expenditure	(67,378)	(132,581)
Employee benefits	238,994	233,403
Provision for doubtful debts	91,652	646,438
Taxed future revenue for accounting purposes	335,464	300,470
Property, plant and equipment	25,643	12,601
Net deferred tax assets	<u>624,375</u>	<u>1,060,331</u>
Movements:		
Charged/credited:		
Opening balance	1,060,331	850,453
- charged to income statement	(426,567)	359,262
Adjustments to opening balances	(9,389)	(149,384)
Closing balance at 30 June	<u>624,375</u>	<u>1,060,331</u>
 Deferred tax asset	 745,616	 1,213,942
Deferred tax liability	<u>(121,241)</u>	<u>(153,611)</u>
Net deferred tax assets	<u>624,375</u>	<u>1,060,331</u>

12 Assets - Intangible assets

	Intangibles \$
Year ended 30 June 2020	
Opening net book amount	107,094
Additions - acquisition	98,582
Amortisation charge	<u>(50,189)</u>
Closing net book amount	<u>155,487</u>
At 30 June 2020	
Cost	811,310
Accumulated amortisation	<u>(655,823)</u>
Net book amount	<u>155,487</u>
Year ended 30 June 2021	
Opening net book amount	155,487
Additions - acquisition	16,896
Amortisation charge	(57,001)
Disposal	<u>(56,341)</u>
Closing net book amount	<u>59,041</u>
At 30 June 2021	
Cost	782,665
Accumulated amortisation	<u>(723,624)</u>
Net book amount	<u>59,041</u>

13 Assets - Loans and Advances

	2021 \$	2020 \$
Term Loans	282,070,447	315,188,964
Unearned Income	(770,554)	(756,012)
Allowance for expected credit losses	(305,507)	<u>(2,154,792)</u>
Net loans and advances*	<u>280,994,386</u>	<u>312,278,160</u>

*On 30 November 2020, the loans and advances portfolio of Motoring Club Finance Limited was purchased for consideration of \$2,794,219.

13 Assets - Loans and Advances (continued)

(a) Maturity analysis

	2021 \$	2020 \$
Not longer than 3 months	29,057,570	43,389,807
Longer than 3 and not longer than 12 months	85,509,804	112,777,727
Longer than 1 and not longer than 5 years	166,427,012	156,110,626
	<u>280,994,386</u>	<u>312,278,160</u>

(b) Impairment of loans and advances

As at 30 June 2021, receivables with a nominal value of \$279,703 (2020: \$316,795) were impaired. It is expected that a portion of the nominal value will not be recovered and the amount of the provision was \$102,106 (2020: \$209,692).

	2021 \$	2020 \$
The ageing of these impaired loans and advances is as follows:		
3 to 6 months	97,812	116,027
Over 6 months	4,294	93,665
	<u>102,106</u>	<u>209,692</u>

At 30 June 2021, receivables of \$1,495,736 (2020: \$1,474,293) were past due but not impaired. These relate to a number of customers for whom there is no recent history of default. The ageing analysis of these receivables is as follows:

	2021 \$	2020 \$
Up to 3 months	1,495,736	1,474,293
3 to 6 months	-	-
	<u>1,495,736</u>	<u>1,474,293</u>

The carrying amount of financial assets that would otherwise be past due or impaired at 30 June 2021 if their terms were not negotiated was \$750,226 (2020: \$985,119). Collateral held as security for receivables past due or impaired were in the form of motor vehicles, motorcycles, boats, caravans and land. The estimated fair value of the security of these receivables at 30 June 2021 was \$1,477,516 (2020: \$1,454,842). In addition, assets that had been repossessed and were in possession at 30 June 2021 were estimated to have a fair value of \$37,356 (2020: \$137,106).

13 Assets - Loans and Advances (continued)

	2021 \$	2020 \$
<i>Stage 1 and 2 allowance for expected credit losses</i>		
Opening balance	1,945,100	555,762
Credit loss expense	(1,858,125)	1,389,338
Allowance for expected credit losses acquired on acquisition of loan and advances	116,426	-
	<u>203,401</u>	<u>1,945,100</u>
<i>Stage 3 allowance for expected credit losses</i>		
Opening balance	209,692	309,227
Credit loss expense	229,159	527,252
Non-accrual loans written off	(336,745)	(626,787)
	<u>102,106</u>	<u>209,692</u>
<i>Credit loss expense</i>		
Stage 3 individually assessed	229,159	527,251
Stage 1 and 2 collectively assessed	(1,741,699)	1,389,338
	<u>(1,512,540)</u>	<u>1,916,589</u>

The decrease in the ECL of the portfolio was due to no apparent adverse impact on our future economic conditions from COVID-19. It is considered the strong economic forecast and high consumer confidence would result in a lower probability of future credit loss. This assessment has been made with reference to macroeconomic assumptions, Government support programmes and historical results. Refer to note 2(b) for further information on credit risk and credit loss rates.

All loans and advances are reviewed and graded according to the anticipated level of credit risk. The classification adopted is described as follows:

	2021 \$	2020 \$
<i>Non-accrual loans</i>		
With allowances	279,703	316,795
Stage 3 allowance for expected credit losses	(102,106)	(209,692)
	<u>177,597</u>	<u>107,103</u>
Interest foregone on non-accrual loans	<u>770,553</u>	<u>756,011</u>

"Non-accrual loans" are loans and advances where the debt has been written down to recoverable value. The Board is of the view that recovery of the principal only will occur on these loans. Once classified as a non-accrual loan, interest accruing on the loan is not brought to account as income.

14 Assets - Other assets

	2021 \$	2020 \$
Prepayments	104,775	223,313
Deferred commission	391,873	508,963
	<u>496,648</u>	<u>732,276</u>

15 Liabilities - Trade and other payables

	2021 \$	2020 \$
Trade payables	295,974	553,509
Accrued Interest	1,010,188	2,541,693
Amounts due to related parties*	10,716,169	348,077
Accrued expenses	512,076	547,598
Payable to controlling entity under Tax Funding Agreement	54,456	695,851
	<u>12,588,863</u>	<u>4,686,728</u>

* This balance includes a borrowing of \$10,000,000 made on 1 June 2021 by the company from a loan term facility provided by RACWA Holdings Pty Ltd (parent entity). The loan is unsecured. As at 30 June 2021, \$6,575 interest was accrued based on an effective interest rate of 0.80%. The loan was fully repaid on 23 July 2021.

The carrying amount of trade and other payables excluding amount due to related parties approximates its fair value and is non interest bearing. Repayment is expected to occur within 30 days, except for amounts due to related parties which is at call, and payable to the controlling entity under the tax funding agreement which is 12 months.

Accrued interest

Payment of interest is in accordance with each type of borrowing. All interest is remitted within 12 months from accrual.

Further information relating to loans from related parties is set out in note 24.

Accrued expenses

These amounts represent liabilities for salary and wages and commissions prior to the end of the financial year which are unpaid. The amounts are unsecured and are usually paid within 30 days of recognition.

The carrying amounts of all the other amounts approximate to their fair value and are non interest bearing.

16 Liabilities - Interest bearing loans and borrowings

	2021 \$	2020 \$
Secured		
Investment notes	<u>244,003,754</u>	333,982,276
Total secured borrowings	<u>244,003,754</u>	<u>333,982,276</u>

(a) Maturity analysis

Refer to note 16(e).

(b) Secured liabilities and assets pledged as security

The investment notes issued by the company are secured by way of a first ranking floating charge over the total assets of RAC Finance Limited carried at \$304,703,941 (2020: \$389,666,071). All investment notes that are secured by the first ranking floating charge rank equally with all other issued investment notes stock. The terms and conditions of the pledge are specified in the Trust Deed ("Deed") which is an agreement between RAC Finance Limited and The Trust Company (Australia) Limited. The provisions of the Deed are binding on RAC Finance Limited for the protection of investors. The Deed limits the amount RAC Finance Limited may borrow by requiring the sum of Total Secured Liabilities and Issued Stock to not exceed the lesser of 15 times Shareholder Funds and 90% of Total Tangible Assets. The Deed further limits the amount RAC Finance Limited may borrow by requiring Total External Liabilities to not exceed the lesser of 15 times Shareholders Funds and 95% of Total Tangible Assets.

(c) Fair value

The carrying amounts and fair values of borrowings at the end of the reporting period are:

	At 30 June 2021		At 30 June 2020	
	Carrying amount \$	Fair value \$	Carrying amount \$	Fair value \$
Investment notes	<u>244,003,754</u>	<u>245,069,063</u>	<u>333,982,276</u>	<u>336,704,015</u>

None of the classes are readily traded on organised markets in standardised form.

The fair values of investment notes are estimated using discounted cash flow analysis, based on current borrowing rates for similar types of borrowing arrangements ranging from 0.65% to 0.80%.

For the purposes of fair value disclosure under AASB 13, the investment notes would be categorised as a level 2 liability where the lowest level input that is significant to the fair value measurement is directly or indirectly observable.

(d) Investment notes

Investment notes held at balance date have an effective interest rate of 1.10% (2020: 2.18%) paid monthly, quarterly or annually in arrears with average maturity of March 2022. Investment notes have terms ranging from 1 to 4 years. Interest is paid in accordance with the investors instructions which may be quarterly or annually or compounded annually.

16 Liabilities - Interest bearing loans and borrowings (continued)

(e) Interest rate risk exposures

The following table sets out the carrying amount, by maturity or repricing, whichever is earlier, of the financial liabilities of the company exposed to interest rate risk.

2021	Fixed interest rate 1 year or less \$	Over 1 to 4 years \$	Total \$
Investment notes	202,844,394	41,159,360	244,003,754
Weighted average interest rate			<u>1.10%</u>
2020	Fixed interest rate 1 year or less \$	Over 1 to 4 years \$	Total \$
Investment notes	281,268,170	52,714,106	333,982,276
Weighted average interest rate			<u>2.18%</u>

17 Contributed equity

(a) Share capital

	2021 Shares	2020 Shares	2021 \$	2020 \$
Ordinary shares Issued and paid up capital	<u>40,000,000</u>	40,000,000	<u>20,000,000</u>	20,000,000

(b) Ordinary shares

All shares issued are ordinary shares and there are no rights, preferences or restrictions attached to the share including restrictions on the distribution of dividends and the repayment of capital.

(c) Capital risk management

The company's objectives when managing capital are to safeguard their ability to continue as a going concern, so that they can continue to provide returns for shareholders and benefits for other stakeholders and to maintain an optimal capital structure.

In order to maintain or adjust the capital structure, the company may pay dividends to shareholders, return capital to shareholders or issue new shares.

17 Contributed equity (continued)

(c) Capital risk management (continued)

Consistently with others in the industry, the company monitors capital on the basis of an equity ratio. This ratio is calculated as total equity divided by total debt plus total equity. Total debt is calculated as 'total liabilities' as shown in the balance sheet) and total equity is calculated as 'total equity' as shown in the balance sheet.

The Australian Securities and Investments Commission (ASIC) Regulatory Guide 69 sets out eight benchmarks for issuers to address in a prospectus on an "if not, why not" basis. The benchmarks are not mandatory and are to assist investors to understand the risks and rewards being offered prior to making an investment decision. ASIC Benchmark 1 Equity Capital ratio states that a minimum equity ratio of 20% should be held for issuers with more than 10% of its lending activity directly or indirectly for property development and 8% in all other cases. While the company currently has an equity ratio of 15.6% (2020: 13.0%) which doesn't meet the requirement of 20%, it considers that its level of equity is appropriate in light of its history of low credit losses, credit rating and the business parameters described in the prospectus.

	2021 \$	2020 \$
Total liabilities	257,192,490	339,142,842
Total equity	47,511,451	50,523,229
Total liabilities and Total equity	304,703,941	389,666,071
Equity ratio	15.6%	13.0%

The increase in the equity ratio during 2021 resulted primarily from a decrease in borrowings during the year.

18 Reserves and retained earnings

(a) Retained earnings

Movements in retained earnings were as follows:

	2021 \$	2020 \$
Balance 1 July	30,523,229	26,826,208
Net profit for the year	5,988,222	4,697,021
Dividends paid	(9,000,000)	(1,000,000)
Balance 30 June	<u>27,511,451</u>	<u>30,523,229</u>

19 Dividends

(a) Ordinary shares

	2021 \$	2020 \$
Dividend for the year ended 30 June paid to RACWA Holdings Pty Ltd		
Unfranked dividend	<u>9,000,000</u>	<u>1,000,000</u>

Unfranked dividend of \$9,000,000 from retained earnings for the year ended 30 June 2021 paid on 15 March 2021.

Unfranked dividend of \$500,000 from retained earnings for the year ended 30 June 2020 paid on 27 March 2020.

Unfranked dividend of \$500,000 from retained earnings for the year ended 30 June 2019 paid on 17 September 2019.

The franking account has been transferred to The Royal Automobile Club of W.A. (Incorporated) as part of the tax consolidation regime.

20 Key management personnel disclosures

(a) Key management personnel

The following persons had authority and responsibility for planning, directing and controlling the activities of the company, directly or indirectly, during the financial year:

20 Key management personnel disclosures (continued)

(a) Key management personnel (continued)

Jim Walker	Chairman (appointed 1 July 2021)
Alden Halse	Chairman (retired 30 June 2021)
Dennis Banks	Director (retired 26 October 2020)
Helen Cook	Director (retired 18 November 2020)
Yasmin Broughton	Director (appointed 18 May 2021)
Jacqueline Ronchi	Director (appointed 17 November 2020)
Andrew Crane	Director
Dalton Gooding	Director
Timothy Shanahan	Director
Jim Walker	Director
Robert Slocombe	Executive Director, Chief Executive Officer
Geoff Mather	Company Secretary, Chief Financial Officer
Antony Pickworth	Executive General Manager Travel, Finance & Brand
Michael Patino	General Manager Finance

All the above persons were also key management personnel during the year ended 30 June 2020 unless otherwise stated.

(b) Key management personnel compensation

	2021 \$	2020 \$
Cash salary and fees	506,601	545,318
Performance incentive	143,074	224,918
Non monetary benefits	3,008	5,483
Long Service Leave	-	33,854
Superannuation	34,297	34,714
	<u>686,980</u>	<u>844,287</u>

RAC Finance Limited has disclosed the details of the key management personnel remuneration disclosures required by AASB 124 *Related Party Disclosures* paragraphs Aus 25.4 to Aus 25.7.2 in the Remuneration Report section of the Directors' report. These disclosures have been audited.

(c) Other transactions with key management personnel

During the year no transactions with key management personnel were recorded.

21 Remuneration of auditors

During the period, the following fees were paid or payable for services provided by the auditor of the company, its related practises and non-related audit firms.

Ernst & Young Australia

	2021 \$	2020 \$
Amounts received or due and receivable by Ernst & Young Australia for:		
An audit or review of the financial report of the company	142,934	140,360
<i>Other services in relation to the company:</i>		
Special audits required by regulators	65,318	20,900
Total auditors' remuneration	208,252	161,260

It is the company's policy to employ Ernst & Young Australia on assignments additional to their statutory audit duties where Ernst & Young Australia's expertise and experience with the company are important. These assignments are principally tax advice and other assurance services, or where Ernst & Young Australia is awarded assignments on a competitive basis. It is the company's policy to seek competitive tenders for all major consulting projects.

22 Contingencies

(a) Contingent liabilities

The company had no contingent liabilities at 30 June 2021 (2020: nil).

23 Commitments

(a) Credit related commitments

Commitments to extend credit are agreements to lend to a customer as long as there is no violation of any condition established in the contract. Commitments generally have fixed expiration dates or other termination clauses and may require payment of a fee. Since many commitments are expected to expire without being drawn upon, the total commitments represents the maximum amount that could be advanced.

	2021 \$	2020 \$
Undrawn facilities by RAC Finance customers	60,667,351	54,268,084

24 Related party transactions

(a) Parent entities

The parent entity is RACWA Holdings Pty Ltd. The ultimate parent entity is The Royal Automobile Club of WA (Incorporated) which at 30 June 2021 owns 100% (2020: 100%) of the issued ordinary shares of RACWA Holdings Pty Ltd.

(b) Transactions with other related parties

The following transactions occurred with related parties:

	2021 \$	2020 \$
<i>Amount recognised in revenue</i>		
Motoring Club Finance Limited management fee	62,182	121,370
Finance staff loans discount	23,665	27,675
	<u>85,847</u>	<u>149,045</u>
<i>Amount recognised in expense</i>		
Group services management fee	1,358,036	1,537,258
Rent	372,336	360,605
Staff insurance discount	20,845	23,372
Roadside assistance benefit	8,151	7,576
Motor vehicle insurance expense	706	1,642
Interest expense paid to parent entity RACWA Holdings Pty Ltd	6,575	-
	<u>1,766,649</u>	<u>1,930,453</u>
<i>Other transactions</i>		
Dividends paid to parent entity RACWA Holdings Pty Ltd	<u>9,000,000</u>	<u>1,000,000</u>

On 30 November 2020, the loans and advances portfolio of Motoring Club Finance Limited was purchased for consideration of \$2,794,219.

(c) Outstanding borrowings and balances arising from sales/purchases of goods and services

The following balances are outstanding at the end of the reporting period in relation to transactions with related parties:

	2021 \$	2020 \$
<i>Current payables (borrowings)</i>		
RACWA Holdings Pty Ltd	10,006,575	-
<i>Current payables (purchases of goods)</i>		
RACWA Holdings Pty Ltd	709,594	348,077
<i>Current payables (tax funding agreement)</i>		
Wholly-owned tax consolidated entities	54,456	695,851

24 Related party transactions (continued)

(d) Loans from parent entity (tax funding agreement)

	2021 \$	2020 \$
<i>Loans from The Royal Automobile Club of WA (Incorporated) (ultimate Australian parent entity)</i>		
Beginning of the year	(695,851)	(194,589)
Loans advanced	(2,148,757)	(2,254,577)
Loans repayments made	2,790,152	1,753,315
End of year	<u>(54,456)</u>	<u>(695,851)</u>

(e) Terms and conditions

The terms and conditions of the tax funding arrangement are set out in note 6(c).

Borrowings from the parent are on normal commercial terms, unsecured and is repayable within 45 days, with the opportunity to be rolled over.

On 1 June 2021, the company received a borrowings from its immediate parent, RACWA Holdings Pty Ltd, of \$10,000,000 (2020: \$0) with an interest rate of 0.80% and was fully repaid on 23 July 2021.

All other transactions were made on normal commercial terms and conditions and at market rates, except that there are no fixed terms for the repayment of loans from the parent entity. No interest is charged on the loans.

Outstanding balances are unsecured and are repayable in cash.

25 Events occurring after the reporting period

The financial statements have been prepared based upon conditions existing at 30 June 2021 and considering those events occurring subsequent to that date, that provide evidence of conditions that existed at the end of the reporting period.

There has been no other matter or circumstance that has occurred subsequent to year end that has significantly affected, or may significantly affect, the operations of the company, the results of those operations or the state of affairs of the company or economic entity in subsequent financial years.

26 Reconciliation of profit after income tax to net cash (outflow)/inflow from operating activities

	2021 \$	2020 \$
Profit for the year	5,988,222	4,697,021
Depreciation and amortisation	84,386	73,597
Write down of assets	57,435	-
Net (gain) loss on sale of non-current assets	(9,863)	-
Allowance for expected credit losses	(1,965,710)	1,289,803
Credit loss expense	336,745	626,787
Change in operating assets and liabilities:		
Increase in employee entitlements	126,035	58,198
Decrease/(increase) in other assets	451,713	(455,393)
Decrease in accrued interest payable	(1,538,081)	(354,454)
(Decrease)/increase in trade and other payables	(293,061)	167,806
Decrease/(increase) in amount payable to head entity under Tax Funding Agreement	(641,395)	501,262
Increase/(decrease) in loans and advances	35,590,313	(13,630,861)
(Decrease)/increase in borrowings	(89,978,523)	61,781,003
Decrease/(increase) in deferred tax assets	435,956	(209,878)
Net cash (outflow)/inflow from operating activities	<u>(51,355,828)</u>	<u>54,544,891</u>

In accordance with a resolution of the directors of RAC Finance Limited, I state that:

In the directors' opinion:

- (a) the financial report and notes of the company are in accordance with the Corporations Act 2001, including:
 - (i) complying with Australian Accounting Standards (including the Australian Accounting Interpretations) and the *Corporations Regulations 2001*;
 - (ii) giving a true and fair view of the entity's financial position as at 30 June 2021 and of its performance for the year ended on that date; and
- (b) the financial report and associated notes are also in accordance with International Financial Reporting Standards as described in Note 1 to the financial report.
- (c) there are reasonable grounds to believe that the company will be able to pay its debts as and when they become due and payable.

On behalf of the Board



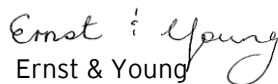
Jim Walker
Chairman


Perth, W.A.
06 September 2021

Auditor's independence declaration to the directors of RAC Finance Limited

As lead auditor for the audit of the financial report of RAC Finance Limited for the financial year ended 30 June 2021, I declare to the best of my knowledge and belief, there have been:

- a. No contraventions of the auditor independence requirements of the *Corporations Act 2001* in relation to the audit; and
- b. No contraventions of any applicable code of professional conduct in relation to the audit.


Ernst & Young


F Drummond
Partner

6 September 2021

Independent auditor's report to the members of RAC Finance Limited

Opinion

We have audited the financial report of RAC Finance Limited (the Company), which comprises the balance sheet as at 30 June 2021, the statement of comprehensive income, statement of changes in equity and statement of cash flows for the year then ended, notes to the financial statements, including a summary of significant accounting policies, and the directors' declaration.

In our opinion, the accompanying financial report of the Company is in accordance with the *Corporations Act 2001*, including:

- a. Giving a true and fair view of the Company's financial position as at 30 June 2021 and of its financial performance for the year ended on that date; and
- b. Complying with Australian Accounting Standards and the *Corporations Regulations 2001*.

Basis for opinion

We conducted our audit in accordance with Australian Auditing Standards. Our responsibilities under those standards are further described in the *Auditor's responsibilities for the audit of the financial report* section of our report. We are independent of the Company in accordance with the auditor independence requirements of the *Corporations Act 2001* and the ethical requirements of the Accounting Professional and Ethical Standards Board's APES 110 *Code of Ethics for Professional Accountants (including Independence Standards)* (the Code) that are relevant to our audit of the financial report in Australia. We have also fulfilled our other ethical responsibilities in accordance with the Code.

We believe that the audit evidence we have obtained is sufficient and appropriate to provide a basis for our opinion.

Information other than the financial report and auditor's report thereon

The directors are responsible for the other information. The other information is the Corporate Governance Statement and Directors' Report accompanying the financial report.

Our opinion on the financial report does not cover the other information and accordingly we do not express any form of assurance conclusion thereon.

In connection with our audit of the financial report, our responsibility is to read the other information and, in doing so, consider whether the other information is materially inconsistent with the financial report or our knowledge obtained in the audit or otherwise appears to be materially misstated.

If, based on the work we have performed, we conclude that there is a material misstatement of this other information, we are required to report that fact. We have nothing to report in this regard.

Responsibilities of the directors for the financial report

The directors of the Company are responsible for the preparation of the financial report that gives a true and fair view in accordance with Australian Accounting Standards and the *Corporations Act 2001* and for such internal control as the directors determine is necessary to enable the preparation of the financial report that gives a true and fair view and is free from material misstatement, whether due to fraud or error.

In preparing the financial report, the directors are responsible for assessing the Company's ability to continue as a going concern, disclosing, as applicable, matters relating to going concern and using the going concern basis of accounting unless the directors either intend to liquidate the Company or to cease operations, or have no realistic alternative but to do so.

Auditor's responsibilities for the audit of the financial report

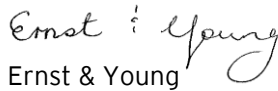
Our objectives are to obtain reasonable assurance about whether the financial report as a whole is free from material misstatement, whether due to fraud or error, and to issue an auditor's report that includes our opinion. Reasonable assurance is a high level of assurance, but is not a guarantee that an audit conducted in accordance with the Australian Auditing Standards will always detect a material misstatement when it exists. Misstatements can arise from fraud or error and are considered material if, individually or in the aggregate, they could reasonably be expected to influence the economic decisions of users taken on the basis of this financial report.


As part of an audit in accordance with the Australian Auditing Standards, we exercise professional judgment and maintain professional scepticism throughout the audit. We also:

- ▶ Identify and assess the risks of material misstatement of the financial report, whether due to fraud or error, design and perform audit procedures responsive to those risks, and obtain audit evidence that is sufficient and appropriate to provide a basis for our opinion. The risk of not detecting a material misstatement resulting from fraud is higher than for one resulting from error, as fraud may involve collusion, forgery, intentional omissions, misrepresentations, or the override of internal control.
- ▶ Obtain an understanding of internal control relevant to the audit in order to design audit procedures that are appropriate in the circumstances, but not for the purpose of expressing an opinion on the effectiveness of the Company's internal control.
- ▶ Evaluate the appropriateness of accounting policies used and the reasonableness of accounting estimates and related disclosures made by the directors.
- ▶ Conclude on the appropriateness of the directors' use of the going concern basis of accounting and, based on the audit evidence obtained, whether a material uncertainty exists related to events or conditions that may cast significant doubt on the Company's ability to continue as a going concern. If we conclude that a material uncertainty exists, we are required to draw attention in our auditor's report to the related disclosures in the financial report or, if such disclosures are inadequate, to modify our opinion. Our conclusions are based on the audit evidence obtained up to the date of our auditor's report. However, future events or conditions may cause the Company to cease to continue as a going concern.

- Evaluate the overall presentation, structure and content of the financial report, including the disclosures, and whether the financial report represents the underlying transactions and events in a manner that achieves fair presentation.

We communicate with the directors regarding, among other matters, the planned scope and timing of the audit and significant audit findings, including any significant deficiencies in internal control that we identify during our audit.


Ernst & Young


F Drummond
Partner
Perth

6 September 2021