

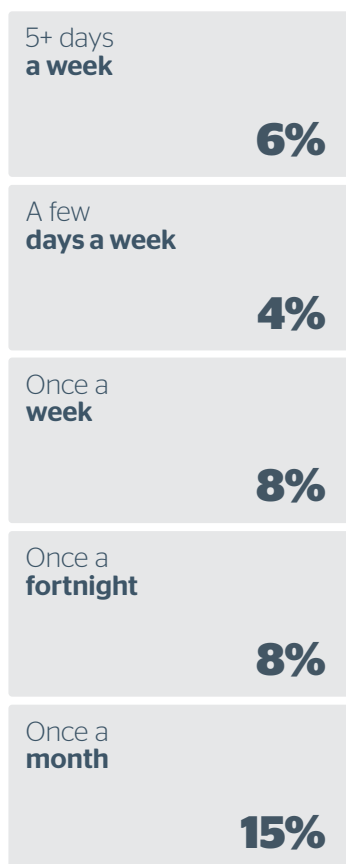
# RAC Member Priorities Tracker

## Public transport

In February 2020, 523 of our members<sup>1</sup> took part in a survey telling us about their usage and experiences of public transport, as well as things that would encourage them to catch it more frequently.

### How often we use public transport<sup>2</sup>

Those from Perth typically catch it:



Less often

33%

Never

27%

**2% of regional members catch it once a week or more**

68% never do

### Why we don't use it more

Say they 'need their car'

43%



(48% of Perth respondents)

This means 5 in 10 choose not to for reasons such as availability (24%), proximity (7%), preferring other modes (5%), as well as cost, safety, travel time, comfort or reliability.

### How much we spend a week on fares

84%

spend on average less than \$20



For those who use it a few days a week or more:

12% spend \$60+

22% spend \$50+

33% spend \$40+

### Are we using it more or less than we did?

27%

of those who use public transport, do so less than 12 months ago



11% now use it more often

Changes in personal situation, work location or a new job are the most common reasons for change in usage.



For the better

<sup>1</sup>366 from the Perth and Peel region and 157 from regional WA. Age, gender and location sampling quotas were applied, and data has been post-weighted to be representative of RAC's membership (which is broadly consistent with the WA population profile) - the margin of error at total sample level is +/-4% at the 95% confidence level.

<sup>2</sup>Based on the 523 respondents to the February RAC Member Priorities Tracker survey only. This information is asked monthly so may change over time.

# RAC Member Priorities Tracker

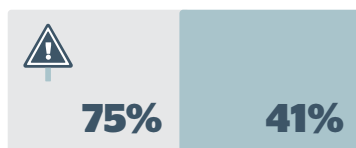
## Public transport

### What we think about public transport

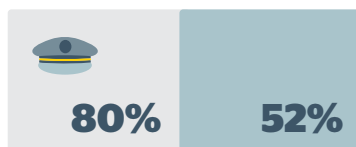
Our feelings about it are closely linked with how often we use it.

- Regular public transport users<sup>3</sup>
- Infrequent public transport users<sup>4</sup>

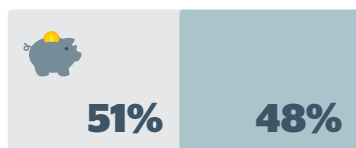
Feel safe at stations/stops



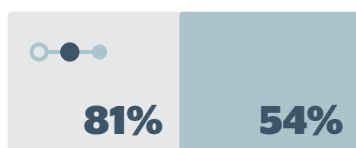
Feel safe onboard



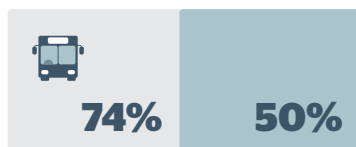
Agree it's affordable



Agree buses are: easy to use/understand



reliable



### What would make us use it more?

The top three changes to encourage greater use are:



Better connection of public transport to activity centres outside of the CBD (55% likely or very likely to use public transport more often).



Improved access to train stations e.g. more bus feeder services, better walking and cycling infrastructure (54%).



Improved security measures at public transport stations and on services (52%).

The most preferred change varies for different users<sup>5</sup>:



Infrequent public transport users<sup>4</sup> top priority is improved security measures at stations/on services.



Regular public transport users<sup>2</sup> top priority is construction of a light rail network serving inner Perth suburbs and activity centres.



Regional members' top priority is better public transport services between regional towns.



[advocacy@rac.com.au](mailto:advocacy@rac.com.au)

<sup>3</sup>Those who use public transport once a week or more - 70 respondents to the February tracker survey.

<sup>4</sup>Those who use public transport less than once a week - 453 respondents to the February tracker survey.

<sup>5</sup>Based on respondents who said this was the one change they'd most like to see introduced, out of a list of potential changes they'd be asked the degree to which they'd be likely to use public transport more often if these were introduced.